



Investor Presentation

Ökonomisk Ugrebrev Life Science
konferens

February 28, 2024

Klaus Sindahl

VP, Head of Investor Relations



Forward-looking statements

This presentation may contain certain forward-looking statements and forecasts based on our current expectations and beliefs regarding future events and are subject to significant uncertainties and risks since they relate to events and depend on circumstances that will occur in the future. Some of these forward-looking statements, by their nature, could have an impact on Hansa Biopharma's business, financial condition and results of operations [or that of its parent, affiliate, or subsidiary companies]. Terms such as "anticipates", "assumes", "believes", "can", "could", "estimates", "expects", "forecasts", "intends", "may", "might", "plans", "should", "projects", "will", "would" or, in each case, their negative, or other variations or comparable terminology are used to identify forward-looking statements. There are a number of factors that could cause actual results and developments to differ materially from those projected, whether expressly or impliedly, in a forward-looking statement or affect the extent to which a particular projection is realized. Such factors may include, but are not limited to, changes in implementation of Hansa Biopharma's strategy and its ability to further grow; risks and uncertainties associated with the development and/or approval of Hansa Biopharma's product candidates; ongoing clinical trials and expected trial results; the ability to commercialize imlifidase if approved; changes in legal or regulatory frameworks, requirements, or standards; technology changes and new products in Hansa Biopharma's potential market and industry; the ability to develop new products and enhance existing products; the impact of competition, changes in general economy and industry conditions and legislative, regulatory and political factors.

The factors set forth above are not exhaustive and additional factors could adversely affect our business and financial performance. We operate in a very competitive and rapidly changing environment, and it is not possible to predict all factors, nor can we assess the impact of all factors on our business or the extent to which any factor, or combination of factors, may cause actual results to differ materially from those contained in any forward-looking statements. Given these risks and uncertainties, investors should not place undue reliance on forward-looking statements as a prediction of actual results.

Hansa Biopharma expressly disclaims any obligation to update or revise any forward-looking statements to reflect changes in underlying assumptions or factors, new information, future events or otherwise, and disclaims any express or implied representations or warranties that may arise from any forward-looking statements. You should not rely upon these forward-looking statements after the date of this presentation.


Hansa Biopharma today

A successful track record and a promising future...



A validated technology

- ✓ Commercial stage biotech company
- ✓ Approval in kidney transplantation (EU)
- ✓ Market Access in 14 European markets
- ✓ PoC in autoimmune diseases
- ✓ Three partnerships in gene therapy



Broad clinical pipeline

- Imlifidase being investigated in seven ongoing clinical programs in transplantation and autoimmune disease
- Ongoing clinical study in gene therapy
- HNSA-5487: Encouraging data from phase I first-in-human trial



Skilled and experienced team

- A high-performance organization with 20 years on average in life science
- Purpose driven culture
- Headquartered in Lund, Sweden (168 employees Dec'23)
- Operations in both EU and the US



Financial position

- Hansa is financed into 2025
- Market cap (SEK): ~1.8bn (Feb 2024)
- Listed on Nasdaq Stockholm
- 20,000 shareholders
- Foreign ownership make up ~43%

Imlifidase

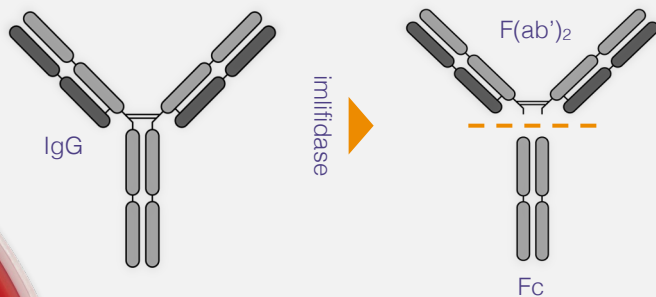
a novel approach to eliminate pathogenic IgG

Origins from a bacteria *Streptococcus pyogenes*

- Species of Gram-positive, spherical bacteria in the genus *Streptococcus*
- Usually known from causing a strep throat infection

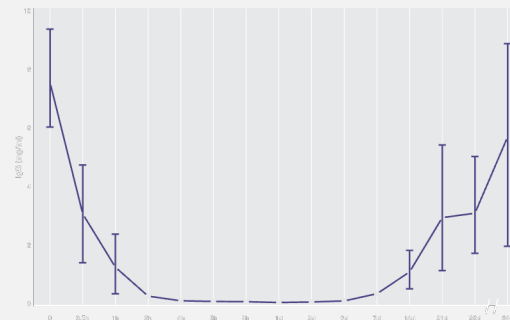
A unique IgG antibody-cleaving enzyme

- Interacts with Fc-part of IgG with extremely high specificity
- Cleaves IgG at the hinge region, generating one F(ab')₂ fragment and one homo-dimeric Fc-fragment

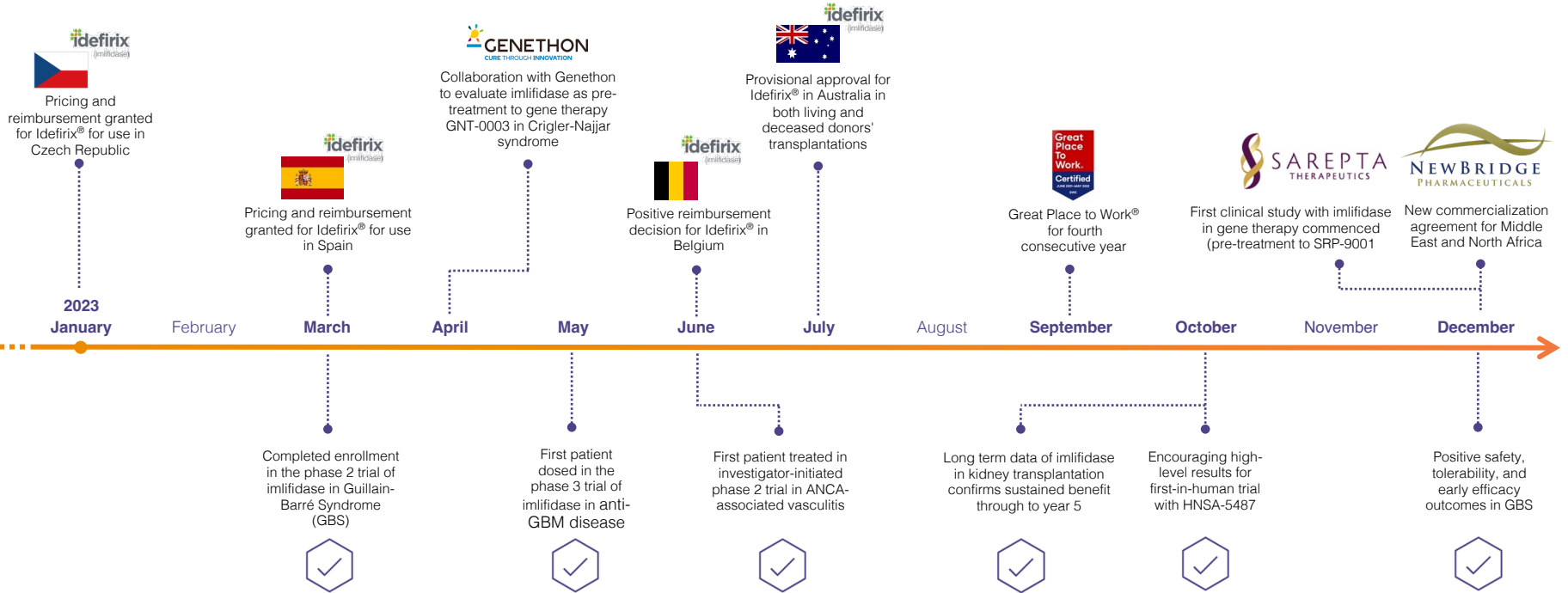


Inactivates IgG in 2-6 hours

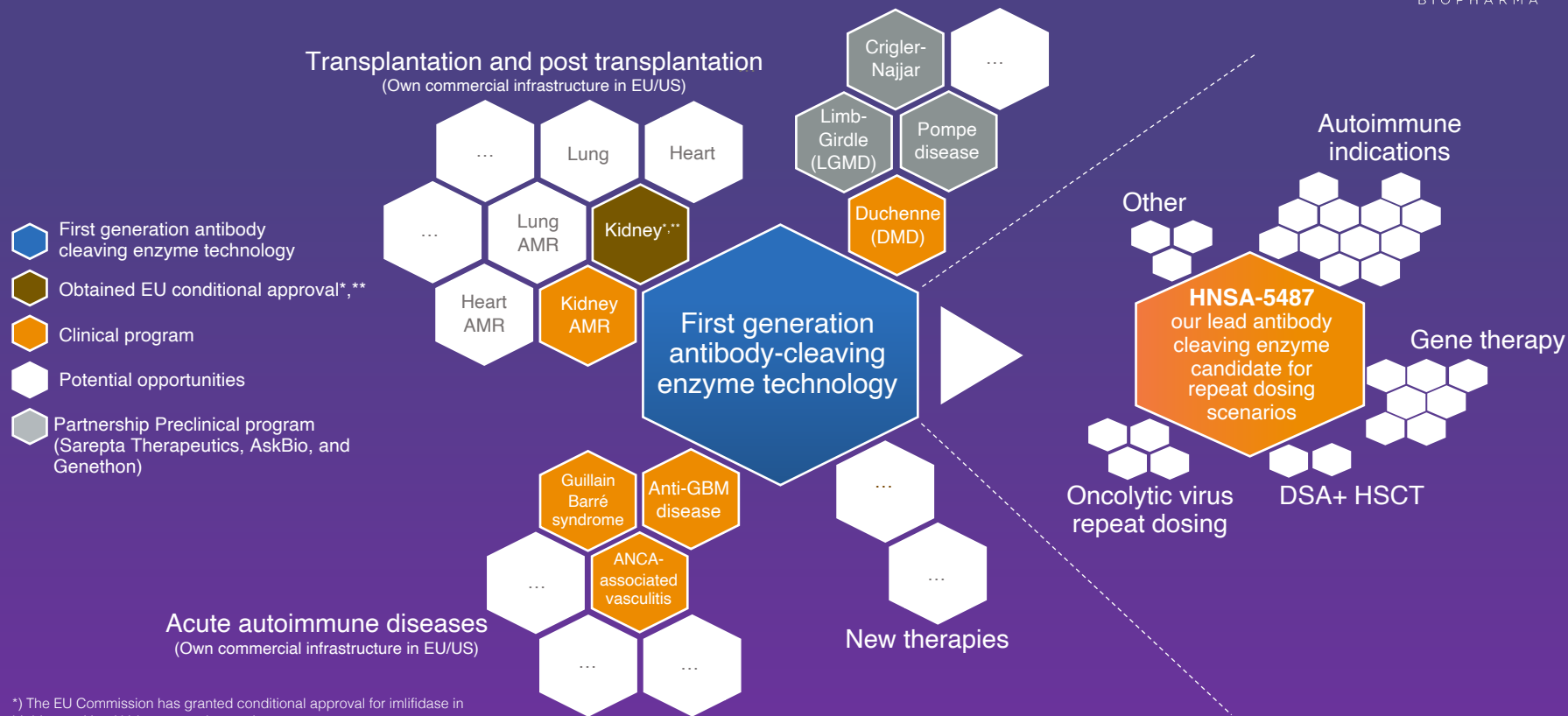
- Rapid onset of action that inactivates IgG below detectable level in 2-6 hours
- IgG antibody-free window for approximately one week



Key milestones achieved during the last 12 months



Potential indication universe



*) The EU Commission has granted conditional approval for imlifidase in highly sensitized kidney transplant patients.

**) In the US a new study has commenced targeting a BLA filing in 2025

Broad clinical pipeline in transplantation, autoimmune diseases, and gene therapy

Project	Indication	Research/Preclinical	Phase 1	Phase 2	Phase 3	Marketing Authorization	Marketed	Partner	Next Anticipated Milestone
Imlifidase	EU: Kidney transplantation in highly sensitized patients ^{1,2}	Completed	Completed	Completed	Planned	Completed	Ongoing		EU: Additional agreements around reimbursement / Post approval study to be completed by 2025
	U.S. "ConfIdeS": Kidney transplantation in highly sensitized patients ^{1,2}	Completed	Completed	Completed	Ongoing				Completion of randomization (64 patients) mid 2024
	GOOD-IDES-02: Anti-GBM antibody disease	Completed	Completed	Completed	Ongoing				Complete enrollment (50 patients)
	16-HMedIdeS-12: Active Antibody Mediated Rejection (AMR)	Completed	Completed	Completed					Publication in peer-reviewed journal
	15-HMedIdeS-09: Guillain-Barré Syndrome (GBS)	Completed	Completed	Ongoing					Comparative efficacy analysis 2024
	Investigator-initiated trial in ANCA-associated vasculitis ³	Completed	Completed	Ongoing					Complete enrollment (10 patients)
	SRP-9001-104: Pre-treatment ahead of gene therapy in Duchenne Muscular Dystrophy (DMD)	Completed	Phase 1b					Sarepta Therapeutics	Completion of enrolment
	Pre-treatment ahead of gene therapy in Limb-Girdle Muscular Dystrophy (LGMD)	Ongoing						Sarepta Therapeutics	Preclinical research
	Pre-treatment ahead of gene therapy in Pompe disease	Ongoing						AskBio	Preclinical research
HNSA-5487	Pre-treatment ahead of gene therapy in Crigler-Najjar syndrome	Ongoing						Genethon	Commence clinical study
	NICE-01 phase 1: HNSA-5487 – Lead candidate from the NiceR program	Completed	Ongoing						Further analysis around endpoints from Phase 1 to be completed in 2024 incl. selection of lead indication

Completed
 Ongoing
 Planned
 Post approval study running in parallel with commercial launch

¹ Results from the Phase 1 study have been published, Winstedt et al. (2015) PLOS ONE 10(7)

² Lorant et al., American Journal of Transplantation and OS+04 studies (Jordan et al., New England Journal of Medicine)

³ Investigator-initiated study by Dr. Adrian Schreiber and Dr. Philipp Enghard, at Charité Universitätsmedizin, Berlin, Germany

Imlifidase in kidney transplantation



Idefirix[®] is the first and only approved drug in Europe for desensitization of highly sensitized kidney transplant patients

Inability to match or effectively desensitize patients remains a barrier for transplantation in highly sensitized patients. Between 80,000 and 100,000 kidney transplant patients are waiting for a new kidney in both Europe and the U.S.

Low complexity transplants

← Calculated Panel Reactive Antibodies (cPRA) is a measure for HLA-sensitization →

High complexity transplants

~70% of patients^{1,2}

Non or less sensitized
(cPRA < 20%)

15-20% of patients^{1,2}

Moderately sensitized
(20% < cPRA < 80%)

10-15% of patients^{1,2}

Highly sensitized
(cPRA > 80%)

Causes of sensitization include



Pregnancy



Blood transfusion



Previous transplantations

Addressable market (annually)

4,000-6,000

split across Europe and the US

Patients that are likely to be transplanted with a compatible donor

Patients unlikely to be transplanted under current prioritization programs

idefirix[®]
imlifidase

¹ EDQM. (2020). International figures on donation and Transplantation 2019
² SRTR Database and individual assessments of allocation systems

Encouraging patient outcome in new markets following imlifidase-enabled kidney transplantations



First living donor transplantation in Australia enabled by imlifidase was carried out in a 64-year-old highly sensitized male patient (cPRA 99.8)

The patient had been waitlisted for more than 4 years and received two incompatible kidney offers previously

[Link article in The Age from November 5, 2023](#)



54-year-old man successfully transplanted at Vall d'Hebron, Barcelona after two failed transplantation attempts in the 90s and being on dialysis since 1984

[Link article from Vall d'Hebron news forum August 25, 2022](#)



43-year-old highly sensitized female kidney transplant patient was transplanted at University Hospital of Padua after being on dialysis for almost 14 years and experiencing one graft loss

This transplantation was the first imlifidase-enabled kidney transplantation in Italy

[Link article Veneto.it from December 14, 2022](#)

Scaling Idefirix® globally as we transform the desensitization treatment landscape and advance a new way of transplanting patients

1 Build the foundation for Idefirix®

- ✓ Commercialize in early-launch countries
- ✓ Secure Market Access in key markets
- ✓ Ensure clinical readiness/KOL engagement
- ✓ Implement medical guidelines (ESOT and country specific guidelines)
- ✓ Increase awareness on unmet need
- ✓ Initiate post approval study in Europe
- ✓ Support patient and organ access

2 Expanding internationally

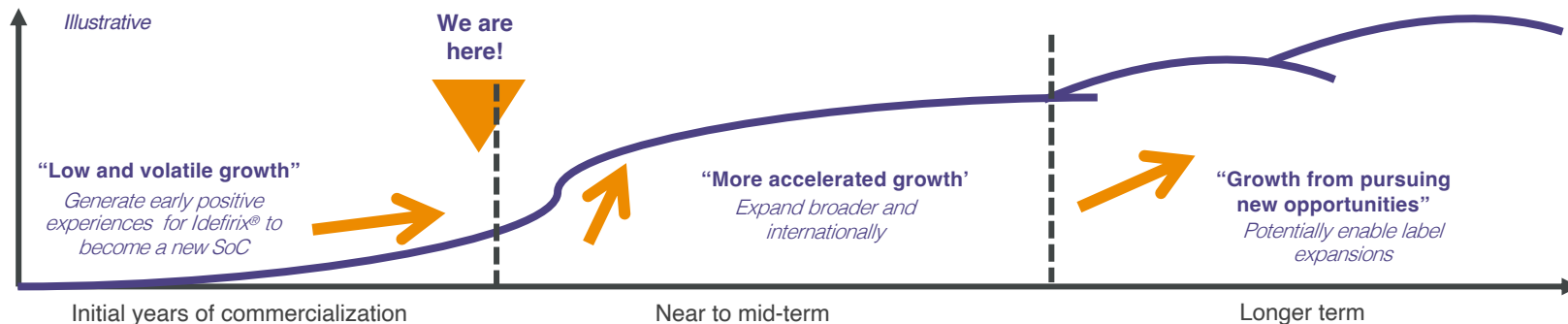
- Leverage experience to scale Idefirix in Europe
- Secure FDA approval and launch in the U.S.
- Geographical expansion beyond core markets
- Full marketing authorization in Europe

3 Potential label expansion

- Potentially expand into living donor transplantation
- Potentially expand into other solid organs





Key activity matrix

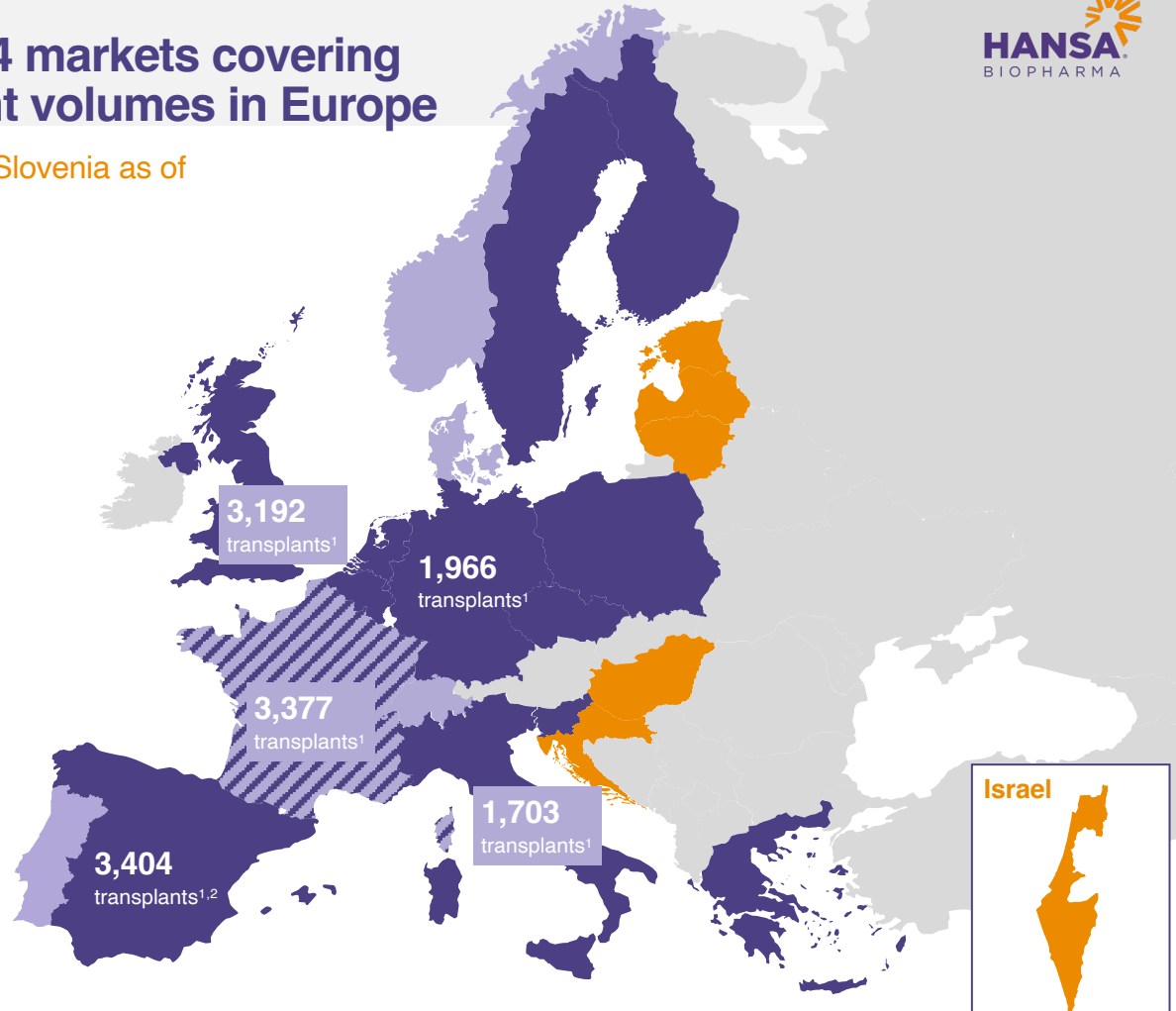
Commercial sales uptake



Market Access obtained in 14 markets covering markets with 3/4 of transplant volumes in Europe

Positive reimbursement decision received in Slovenia as of February 1, 2024

-  Health Technology Assessments (HTA) dossiers submitted
-  Reimbursed Early Access Program
-  Pricing & reimbursement obtained (country or clinic level)
-  Territories covered commercially by Medison Pharma



¹ Annual kidney transplantations 2022. Transplantation data is from Global Observatory on Donation and Transplantation. <https://www.transplantobservatory.org/> [Accessed 2023-07-10]

² A positive recommendation for pricing and reimbursement of Idefix® in Spain was published on February 6, 2023. https://www.sanidad.gob.es/profesionales/farmacologia/pdf/20230202_ACUERDOS_CIPM_230.pdf

Continued progress against our key launch metrics led by in-market growth

Market Development

7
-
Medical guidelines implemented on a national level in 7 countries



Market Access

14
9
Market access secured in 14 European markets, more recently in Slovenia

Patient Identification

28
6
Post Approval Study ~56% into completion

Transplant Center Readiness & Use

~50
25
~50 clinics are Idefix "ready" to treat patients

10
8
Ongoing HTA processes in 10 countries incl. Portugal and Switzerland

✓
Eurotransplant:
First patient treated in the ET desensitization program; 1st and 2nd wave patient assessment initiated in Q4'23

23
10
23 centers have treated patients overall; 14 centers have repeat usage

Major markets to support growth going forward France, U.K., Germany, Spain and Italy



Clinical development programs




Autoimmune attacks

A result of when the body's immune system by mistake damages its own tissue

Blood

Autoimmune hemolytic anemia,
Immune thrombocytopenia



GI tract

Crohn's disease



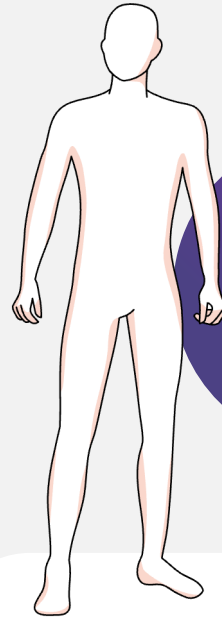
Nerves

Guillain-Barré syndrome,
Myasthenia gravis



Lung

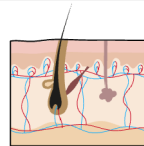
Wegner's granulomatosis



Over
100 different
types of
Autoimmune
disorders

Skin

Psoriasis, Pemphigus



Brain

Multiple sclerosis,
Neuromyelitis optica



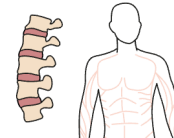
Thyroid

Hashimoto's disease,
Graves' disease



Kidney

Anti-GBM disease



Bone and muscle

Rheumatoid arthritis,
Dermatomyositis+ 32

Hansa's antibody cleaving enzyme technology

may have relevance in several autoimmune diseases where IgG plays an important role in the pathogenesis

Rapidly progressive glomerulonephritis

~1 000 patients*¹

Anti-GBM

Lupus nephritis
~35 000*²

ANCA-associated vasculitis
~20 000*³

Neurological disorders

Myasthenia gravis
~210 000*⁴

NMO
~20 000*⁷

CIDP
~55 000*⁵

GBS

~10 000 patients*⁵

Skin disorders

<1 000 patients*⁸

EBA

Pemphigus vulgaris
~40 000*⁹

Blood disorders

~1 000* patients¹³

AHA

WAHA
~95 000*¹¹

APS
~350 000*¹²

HIT
0.1–5% of patients receiving therapeutic dose of heparin¹⁴

ITP
~75 000*¹⁰

- Clinical programs
- Potential autoimmune indications (currently not pursued)

*Total disease populations in EU & US, based on prevalence and population data

CIDP: Chronic inflammatory demyelinating polyradiculoneuropathy
NMO: Neuromyelitis optica
EBA: Epidermolysis bullosa acquisita
ITP: Immune thrombocytopenia
WAHA: Warm antibody hemolytic anemia
APS: Antiphospholipid syndrome
AHA: acquired hemophilia A
HIT: Heparin-induced thrombocytopenia

¹DeVrieze, B.W. and Hurley, J.A. *Goodpasture Syndrome*. StatPearls Publishing, Jan 2021. <https://www.ncbi.nlm.nih.gov/books/NBK459291/> [accessed 2021-03-29]
²Patel, M et al. *The Prevalence and Incidence of Biopsy-Proven Lupus Nephritis in the UK*. Arthritis & Rheumatism, 2006.
³Berti A, Cornec D, Crowson CS, Specks U, Matteson EL. *The Epidemiology of ANCA Associated Vasculitis in the U.S.: A 20 Year Population Based Study*. Arthritis Rheumatol, 2017;69.
⁴Myasthenia Gravis. National Organization for Rare Disorders. <https://rarediseases.org/rare-diseases/myasthenia-gravis/> [accessed 2021-03-29]
⁵Gullain-Barré syndrome. Orpha.net. https://www.orpha.net/consor/cgi-bin/OC_Exp.php?lng=GB&Expert=2103 [accessed 2021-03-29]
⁶Chronic Inflammatory Demyelinating Polyneuropathy: Considerations for Diagnosis, Management, and Population Health. The American Journal of Managed Care. <https://www.ajmc.com/view/chronic-inflammatory-demyelinating-polyneuropathy-considerations-for-diagnosis-management-and-population-health> [accessed 2021-03-29]
⁷Marrie, R.A. *The Incidence and Prevalence of Neuromyelitis Optica*. International Journal of MS Care, 2013 Fall: 113-118

⁸Mehren, C.R. and Gniadecki, R. *Epidermolysis bullosa acquisita: current diagnosis and therapy*. Dermatol Reports, 2011;10-05
⁹Wentzell, S. et al. *Prevalence Estimates for Pemphigus in the United States*. JAMA Dermatol, May 2019; 627-629.
¹⁰Immune Thrombocytopenia. National Organization for Rare Disorders. <https://rarediseases.org/rare-diseases/immune-thrombocytopenia/> [accessed 2021-03-29]
¹¹Warm Autoimmune Hemolytic Anemia. National Organization for Rare Disorders. <https://rarediseases.org/rare-diseases/warm-autoimmune-hemolytic-anemia/> [accessed 2021-03-29]
¹²Litvinova, E. et al. *Prevalence and Significance of Non-conventional Antiphospholipid Antibodies in Patients With Clinical APS Criteria*. Frontiers in Immunology, 2018;12-14.
¹³NORD. Acquired Hemophilia [accessed 2022-10-17], available at <https://rarediseases.org/rare-diseases/acquired-hemophilia/>
¹⁴Hogan M, Berger JS. Heparin-induced thrombocytopenia (HIT): Review of incidence, diagnosis, and management. Vascular Medicine. 2020;25(2):160-173. doi:10.1177/1358863X1998253

Anti-GBM, a rare acute autoimmune disease

Incidence

1.6

in a million affected annually^{1,2}

Standard of Care

- Plasma Exchange
- Cyclophosphamide (CYC)
- Glucocorticoids

Results from Phase 2 study of imlifidase in anti-GBM disease published in Journal of American Society of Nephrology (JASN)³

10 out of 15 patients were dialysis independent after six months vs. the historical cohort⁴, where only 18% had functioning kidney

Inflammation in the glomeruli

Early symptoms are unspecific...

...but can lead to rapid destruction of the kidney and/or the lung

Data published in JASN

Endopeptidase Cleavage of Anti-Glomerular Basement Membrane Antibodies in vivo in Severe Kidney Disease: An Open-Label Phase 2a Study

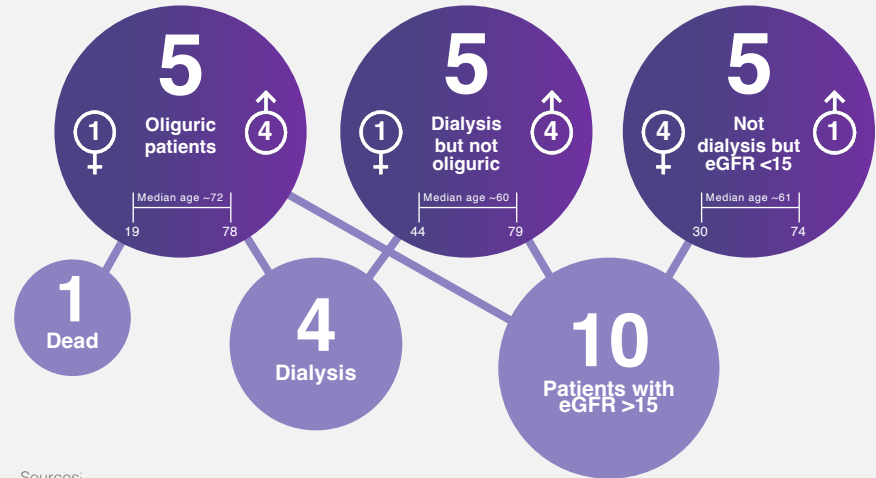
Frederik Uhlin,^{1,2} Madeline Szegedi,¹ Andreas Kronbichler,^{3,4} Annette Bruchfeld,^{1,5} Inga Sören,¹ Lovén Rosengård,⁶ Eric Dargatzis,⁷ Anouk Lionet,⁷ Nassim Kamar,¹⁰ Céline Ruffat,¹¹ Mikko Myllyluoto,¹² Vladimir Tesar,⁶ Anders Remuzzi,¹³ Christian Eggers,¹⁴ Charlotte Elling,¹⁵ Stephen McAdoon,¹⁶ Johan Malmqvist,¹⁵ Ingeborg Bajema,¹⁴ Elisabeth Sorensen,¹⁴ and Martin Sjöstrand,¹⁷

ABSTRACT
Background The prognosis for kidney survival is poor in patients presenting with circulating anti-glomerular basement membrane (GBM) antibodies and severe kidney injury. It is unknown if treatment with an endopeptidase that cleaves circulating and kidney bound IgG can alter the prognosis.
Methods An investigator-driven phase 2a open-label study (SUBC1 2016-00262) was performed in 17 hospitals in five European countries. A single dose of 0.25 mg/kg of imlifidase was given to 15 adults treated with cyclophosphamide and corticosteroids, but plasma exchange only if autoantibodies rebounded. The primary outcome was safety and dialysis independence at 6 months.
Results At inclusion, ten patients were dialysis dependent and the other five had eGFR levels between 7 and 14 mL/min per 1.73 m². The median age was 67 years (range 39-77), six were women, and six were also positive for antineutrophil cytoplasmic antibodies. Three 6 hours after imlifidase infusion, all patients had anti-GBM antibodies levels below the reference range of a preplanned assay. At 6 months 6/15 (40%) then out of control cohort (P=0.001). Patient's exact renal, eight serious adverse events (including one death) were reported, none assessed as probably or possibly related to the study drug.
Conclusions In this pilot study, the use of imlifidase was associated with a better outcome compared with controlled trial.
Clinical Trial registration number: EUDRACT 2016-00402-39 <https://www.clinicaltrialsregister.eu/ctr-search/search?term=001377-26/results>

JASN 2023; 34(1): 146-154. doi: 10.1159/0005311640

Kidney survival is poor in patients presenting with circulating anti-glomerular basement membrane (anti-GBM) antibodies and advanced kidney disease. Subc1 2016-00262

Received November 11, 2021. Accepted February 1, 2023.



Sources¹

- Wang et al., J. Intern. Med., 2015
- Desai et al., Front. Endocrinol., 2019
- Uhlin et al. JASN (2022)
- McAdoo et al.: Patients double-seropositive for ANCA and anti-GBM antibodies have varied renal survival, frequency of relapse, and outcomes compared to single-seropositive patients. Kidney Int 92: 693-702, 2017

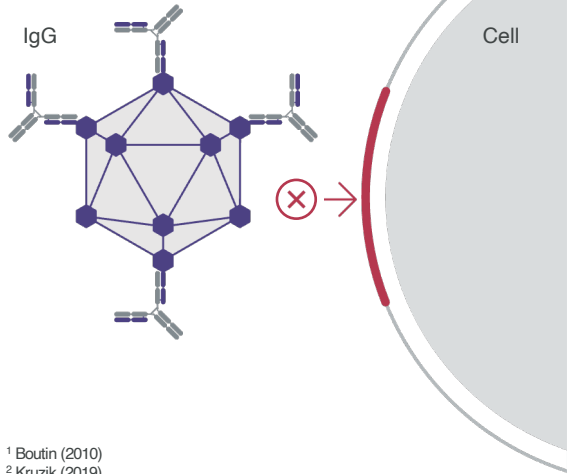
Gene Therapy



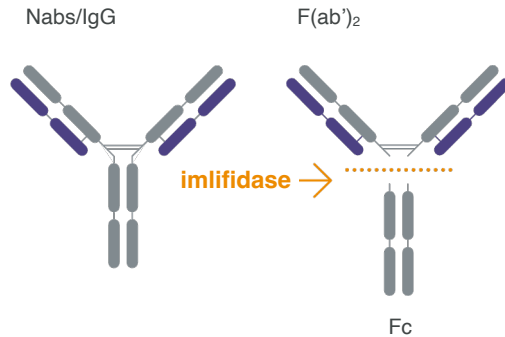
Neutralizing antibodies (Nabs) are immunological barriers in gene therapy; imlifidase may potentially eliminate Nabs

Between approximately 5%-70%^{1,2} of patients considered for gene therapy treatment carry neutralizing anti-AAV antibodies forming a barrier for treatment eligibility

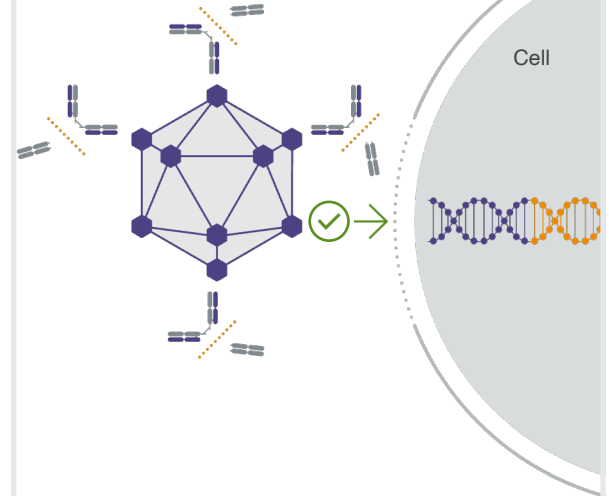
1 Antibodies prevent effective transfer of healthy gene sequence and can be a safety concern



2 Imlifidase is a unique IgG antibody-cleaving enzyme that cleaves IgG at the hinge region with extremely high specificity



3 The idea is to eliminate the neutralizing antibodies as a pre-treatment to enable gene therapy










¹ Boutin (2010)

² Kruzik (2019)

Global exclusive agreements with three partners in gene therapy

To develop and promote imlifidase as pre-treatment ahead of gene therapy in select indications

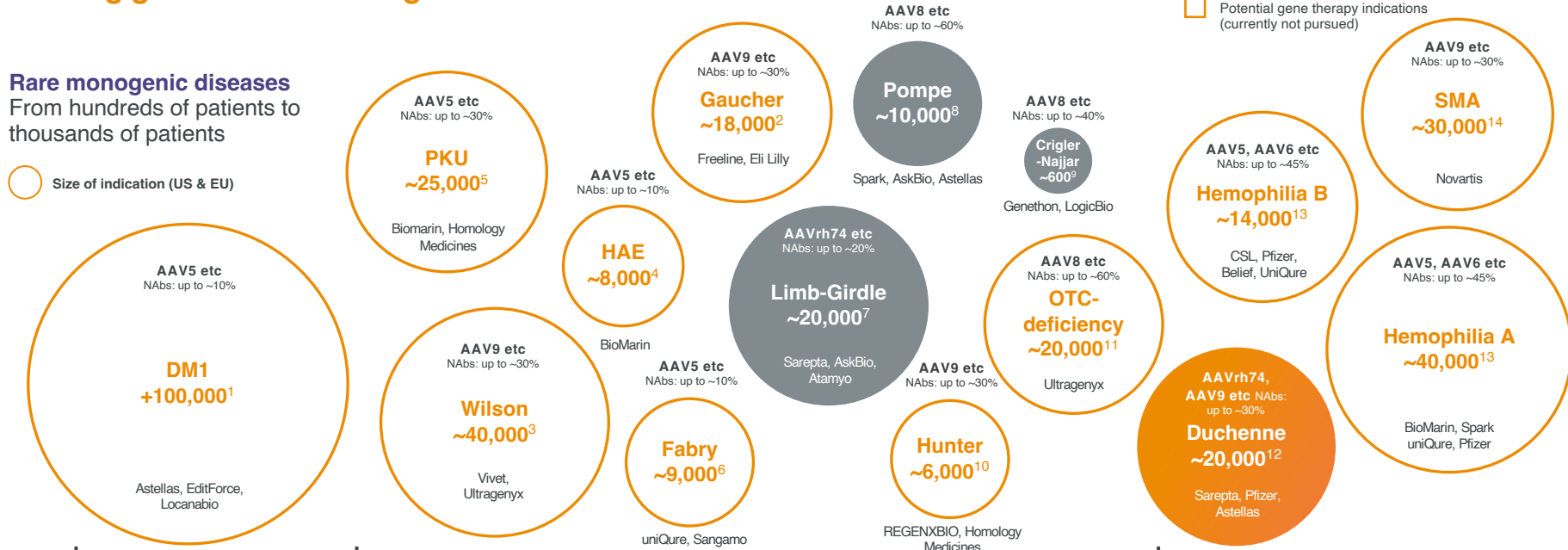
Partner	Access to key resources	Indication exclusivity	Collaborative research, development and commercialization
	<ul style="list-style-type: none"> World leader within gene therapy targeted at muscular dystrophies Pre-clinical and clinical plan Regulatory Promotion FDA approval in 4–5-year-old kids suffering with DMD 	<p>Duchenne Muscular Dystrophy (DMD) 1/3,500 to 5,000 male births worldwide</p> <p>Limb-Girdle Muscular Dystrophy Global prevalence of ~1.6 per 100k individuals</p>	 
	<ul style="list-style-type: none"> Early innovator in gene therapy Conducts pre-clinical and clinical trials (Phase 1/2) 	<p>Pompe disease Approximate incidence is 1 per 40,000 births, or ~200 per year in the US + EU</p>	 <p>Exclusive option for AskBio to negotiate a potential full development and commercialization agreement</p>
	<ul style="list-style-type: none"> A pioneer in the discovery and development of gene therapies Conducts pre-clinical and clinical trials (Phase 1/2) 	<p>Crigler-Najjar syndrome Approximately incidence is 0.6-1 case per one million people or 600 patients in Europe and the U.S</p>	 <p>The initial agreement is focused on research and development The companies will consider a subsequent agreement for commercialization at a later stage</p>

Systemic gene therapy is an emerging opportunity

with a focus on the potential to correct diseases causing genes in rare monogenic diseases

Rare monogenic diseases
From hundreds of patients to thousands of patients

○ Size of indication (US & EU)



Late Preclinical Clinical Market

Numbers are estimated based on population and prevalence

1. RareDiseases.org. <https://rarediseases.org/diseases/dm1/dm1-metabolic/> [Accessed 2023-06-28]
 2. Medlineplus.gov. <https://medlineplus.gov/genetics/condition/pompe-disease/> [Accessed 2023-06-20]
 3. Santali TD, Lauren TL, Munk DE, Vissing H, Weiss HA, Orr P. The Prevalence of Wilson's Disease: An Update. *Hepatology*. 2020 Feb;71(2):722-732. doi: 10.1002/hep.23911. Epub 2020 Jan 31. PMID: 31449670.
 4. Grant A, Grant JA. Hereditary angioedema: epidemiology, management, and role of kallikrein. *Biologics*. 2013;7:1103-13. doi: 10.2147/BTT.S27568. Epub 2013 May 3. PMID: 2360243; PMCID: PMC3647445.
 5. Hillert A, et al. The Genetic Landscape and Epidemiology of Phenylketonuria. *Am J Hum Genet*. 2020 Aug 6;107(2):234-250. doi: 10.1016/j.ajhg.2020.06.006. Epub 2020 Jul 14. PMID: 32668217; PMCID: PMC7413689.
 6. Medlineplus.gov. <https://medlineplus.gov/genetics/condition/fabry-disease/> [Accessed 2023-07-12]
 7. Liang, WC., Jong, YJ., Wang, CH, et al. Clinical, pathological, imaging, and genetic characterization in a Taiwanese cohort with limb-girdle muscular dystrophy. *Orphanet J Rare Dis*. 15, 160 (2020). <https://doi.org/10.1186/s13023-020-1500-4>
 8. Gajula P, Rameelgum K, Bhadrashetty D. A rare case of mucopolysaccharidosis: Hunter syndrome. *J Nat Sci Biol Med*. 2012 Jan;2(1):97-100. doi: 10.4103/0976-9686-95984
 9. RareDiseases.org. <https://rarediseases.org/diseases/crigler-najjar-syndrome/> [Accessed 2023-07-12]
 10. Catalali S, et al. Global epidemiology of Duchenne muscular dystrophy: an updated systematic review and meta-analysis. *Orphanet J Rare Dis*. 2020 Jun 5;15(1):141. doi: 10.1186/s13023-020-01433-8. PMID: 32625996; PMCID: PMC7273023
 11. GlobalData [Accessed 2023-12-15]
 12. Verhaan, I.E.C., Rutzen, A., Wilson, L.J. et al. Prevalence, incidence and carrier frequency of Sq-linked spinal muscular atrophy - a literature review. *Orphanet J Rare Dis* 12, 124 (2017). <https://doi.org/10.1186/s13023-017-0071-8>
 13. RareDiseases.org. <https://rarediseases.org/diseases/hemophilia-a/> [Accessed 2023-07-12]
 14. Genethon.com. <https://www.genethon.com/en/medicines/askbio-sarepta/> [Accessed 2023-06-15]

Our unique antibody cleaving enzyme technology may have relevance across a range of indications

Targeting rare IgG mediated diseases



Auto-immune diseases

Anti-GBM disease paves the way for development in other autoimmune diseases

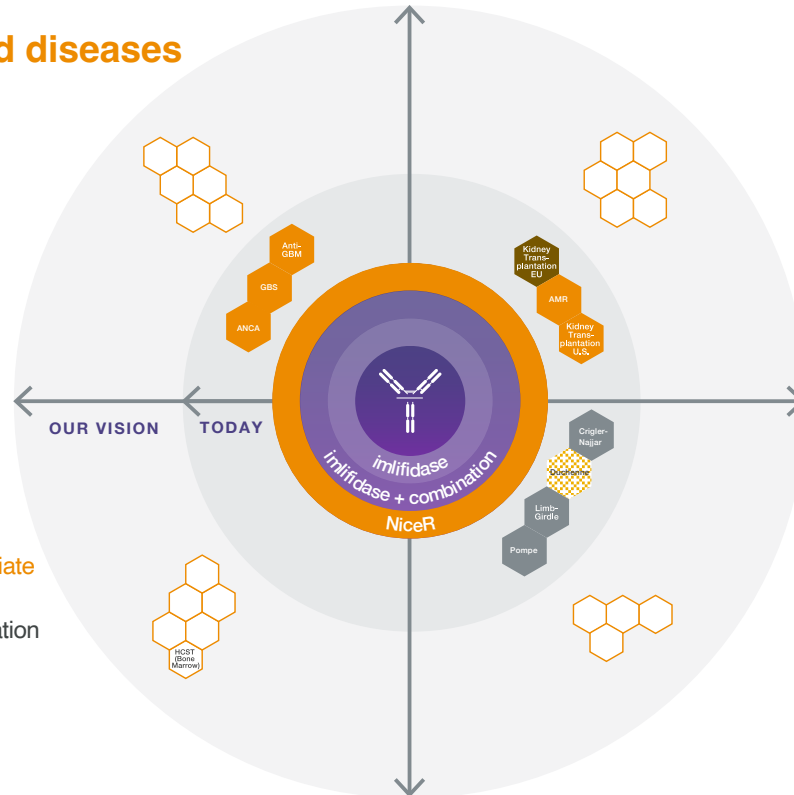
- Rapidly progressive glomerulonephritis
- Neurological disorders
- Skin and blood disorders



New therapies and oncology

IgG-cleaving enzymes to enable or even potentiate cancer therapy

- Allogenic stem cell (bone marrow) transplantation (HSCT)



Transplantation

Shaping a new standard for desensitization will help enable new indications in transplantations

- Antibody mediated rejection (AMR) in kidney transplantation
- Other transplantation types



Gene therapy

Exploring opportunities in gene therapy

- Encouraging preclinical data published in Nature
- Validation through collaborations with Sarepta, AskBio, and Genethon
- Wide indication landscape beyond



HANSA

BIOPHARMA

2023 achievements and upcoming milestones

2023	2024	2025
Q4 2023		
<ul style="list-style-type: none"> ✓ HNSA-5487 (Lead NiceR candidate): High-level data readout from Phase 1 ✓ Long-term follow-up (Kidney tx): 5-year data readout ✓ GBS Phase 2: First data readout ✓ AMR Phase 2: Full data readout ✓ Sarepta DMD pre-treatment Phase 1b: Commence clinical study 	<ul style="list-style-type: none"> - GBS Phase 2: Outcome of the comparative efficacy analysis to IGOS data - Genethon Crigler-Najjar Phase 1/2: Initiate clinical study with imlifidase prior to GNT-0003 - HNSA-5487 (Lead NiceR candidate): Further analysis around endpoints to be completed in 2024 incl. lead indication - U.S. ConfideS (Kidney tx) Phase 3: Complete randomization - Sarepta imlifidase in phase 1b in DMD: First high level data read-out from phase 1b 	<ul style="list-style-type: none"> - U.S. ConfideS (Kidney tx) Phase 3: BLA submission - Anti-GBM disease Phase 3: Complete enrolment

Contact our Investor Relations and Corporate Affairs team

Contact



Klaus Sindahl

VP, Head of Investor Relations

Mobile: +46 (0) 709-298 269

Email: klaus.sindahl@hansabiopharma.com



Stephanie Kenney

VP, Global Corporate Affairs

Mobile: +1 (484) 319 2802

E-mail: stephanie.kenney@hansabiopharma.com

Calendar and events

Feb 6, 2024 Aktiespararna, Falkenberg

Feb 8, 2024 Frankfurt MidCap Seminar, Frankfurt

Feb 14, 2024 Redeye Cell Therapy & Growth Day, Stockholm

Feb 28, 2024 Ökonomisk Ugebrev Life Science Event, Copenhagen

March 4-5, 2024 TD Cowen Healthcare Conference, Boston

March 6, 2024 Life Sciencedagen, Sahlgrenska Universitetssjukhuset Gothenburg

Mar 20, 2024 Annual Report 2023

April 8-11, 2024 Needham Healthcare Conference (virtual)

April 16-17, 2024 Van Lanschot Kempens Life Science Conference, Amsterdam

Apr 18, 2024 Interim Report for January-March 2024

June 27, 2024 2024 Annual General Meeting

July 18, 2024 Half-year Report January-June 2024

Oct 24, 2024 Interim Report for January-September 2024