



**HANSA**  
B I O P H A R M A

*Corporate Presentation*

*Oct 2024*

# Forward-looking statements

This presentation may contain certain forward-looking statements and forecasts based on our current expectations and beliefs regarding future events and are subject to significant uncertainties and risks since they relate to events and depend on circumstances that will occur in the future. Some of these forward-looking statements, by their nature, could have an impact on Hansa Biopharma's business, financial condition and results of operations [or that of its parent, affiliate, or subsidiary companies]. Terms such as "anticipates", "assumes", "believes", "can", "could", "estimates", "expects", "forecasts", "intends", "may", "might", "plans", "should", "projects", "will", "would" or, in each case, their negative, or other variations or comparable terminology are used to identify forward-looking statements. There are a number of factors that could cause actual results and developments to differ materially from those projected, whether expressly or impliedly, in a forward-looking statement or affect the extent to which a particular projection is realized. Such factors may include, but are not limited to, changes in implementation of Hansa Biopharma's strategy and its ability to further grow; risks and uncertainties associated with the development and/or approval of Hansa Biopharma's product candidates; ongoing clinical trials and expected trial results; the ability to commercialize imlifidase if approved; changes in legal or regulatory frameworks, requirements, or standards; technology changes and new products in Hansa Biopharma's potential market and industry; the ability to develop new products and enhance existing products; the impact of competition, changes in general economy and industry conditions and legislative, regulatory and political factors.

The factors set forth above are not exhaustive and additional factors could adversely affect our business and financial performance. We operate in a very competitive and rapidly changing environment, and it is not possible to predict all factors, nor can we assess the impact of all factors on our business or the extent to which any factor, or combination of factors, may cause actual results to differ materially from those contained in any forward-looking statements. Given these risks and uncertainties, investors should not place undue reliance on forward-looking statements as a prediction of actual results.

Hansa Biopharma expressly disclaims any obligation to update or revise any forward-looking statements to reflect changes in underlying assumptions or factors, new information, future events or otherwise, and disclaims any express or implied representations or warranties that may arise from any forward-looking statements. You should not rely upon these forward-looking statements after the date of this presentation.

# Table of Contents



## **Company Overview**

*strategy, science, pipeline*

slides 3 – 11

## **Therapy Areas**

*autoimmune, gene therapy, transplantation*

slides 12 - 26

## **Executive Summary**

slide 28

## **Additional Resources**

*ESG, patents, ownership, leadership, references*

slides 29 - 36

# Hansa Biopharma – a commercial stage biotech delivering new medicines for rare immunological diseases



## SCIENTIFIC INNOVATION

- Proprietary immunomodulating technology platform
- Seven clinical trials in autoimmune, gene therapy, transplantation
- Expansive indication universe in rare / ultra rare disease



## COMMERCIAL STAGE

- First and only treatment approved for desensitization in kidney transplantation
- Utilization in major EU markets and
- US BLA submission in 2025



## LONG-TERM POTENTIAL

- Backed by leading specialist investors - financing into 2026
- Strong IP protections through 2041
- Diverse, engaged culture with 30+ different nationalities
- HQ in Lund, Sweden





## ADVANCE the science

- Broaden imlifidase label beyond kidney transplantation
- Develop next generation IgG enzyme for redosing
- Expand technology platform and pipeline into autoimmune & gene therapy



## DELIVER commercial growth

- Successfully launch IDEFIRIX (imlifidase) in Europe
- Secure US approval and launch
- Seek partnerships to accelerate growth & reduce risk



## BUILD the organization

- Build a focused, agile and empowered global organization
- Expand geographically
- Deliver priorities within the context of Sustainability

# Imlifidase is an innovative, first in class molecule with a proven approach to inactivate IgG



## Originates from a bacteria

Streptococcus pyogenes known from causing a strep throat infection<sup>1</sup>



## IgG antibody-cleaving enzyme

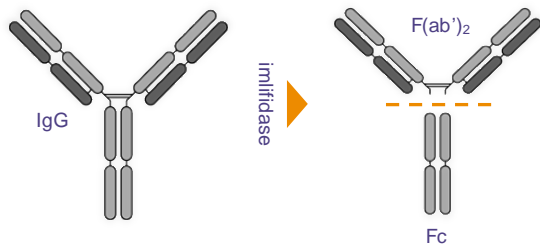
Interacts with Fc-part of IgG with extremely high specificity



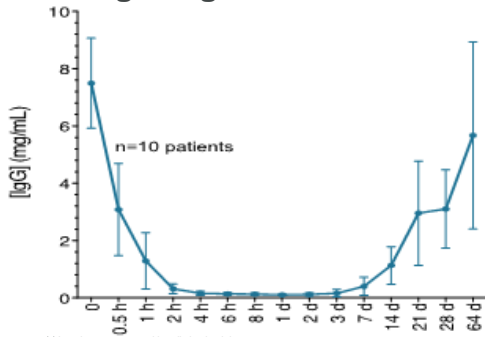
## Inactivates IgG in 2-6 hours

Rapid onset of action that inactivates IgG below detectable level in 2-6 hours

Unique MOA cleaves IgG, creating an IgG free window for approximately one week



Inactivates IgG in 2-6 hours creating an IgG free window<sup>\*\*2,3</sup>



\*\*As demonstrated in clinical trials

First & only treatment approved for desensitization of highly sensitized patients<sup>1,4,5</sup>

Conditional EU Approval\* in kidney transplantation IDEFIRIX<sup>®</sup>

75% access in the EU transplant market

2024/2025

US trial fully randomized (2024); planned US BLA filing (2H 2025)

\*IDEF IRX approved in EEA under conditional approval for kidney transplantation

7 clinical trials in 9 indications across key therapy areas



Autoimmune



Gene Therapy

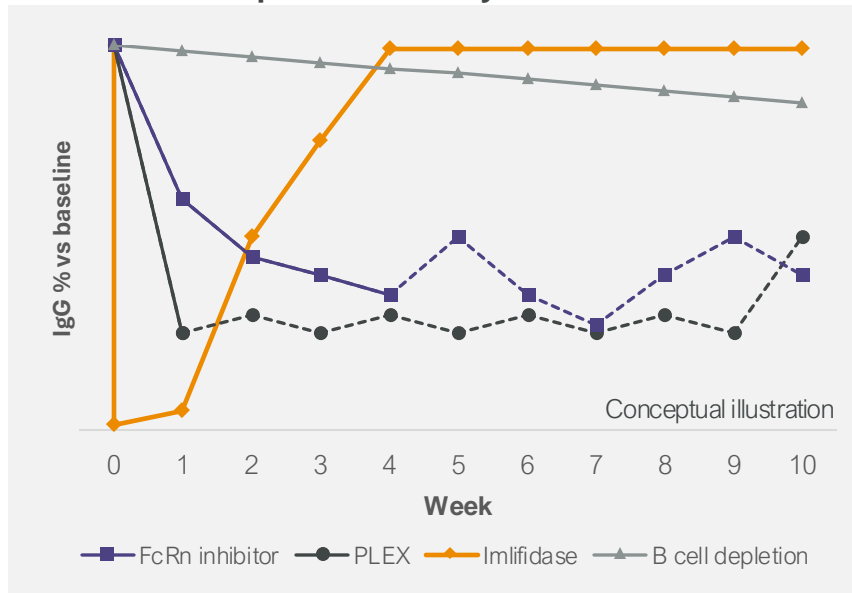


Transplantation

# IgG cleaving enzymes uniquely positioned through rapid onset of effect and therapeutic reach

Comparison of established therapies to significantly reduce IgG levels within a few weeks

IgG cleaving enzymes provide unmatched speed of antibody decrease



IgG cleaving enzymes cleave antibodies across all domains

IgG lowering modalities	Intravascular IgG	Extravascular IgG	Cell bound IgG
Imlifidase	✓	✓	✓
FcRn inhibitor	✓	-	✗
PLEX	✓	✗	✗

The speed and reach of IgG cleavage puts Hansa's enzymes in a unique position

IgG levels in FcRn inhibition and PLEX depend on the frequency of treatment

B cell depletion potentially has a faster and larger effect on autoantibodies, as compared to total IgG

PLEX = plasma exchange

# HNSA-5487 is a next generation molecule that can very rapidly and robustly reduce IgG with clear redosing potential

## HNSA-5487

- ❑ Next generation IgG cleaving enzyme based on an animal pathogen
- ❑ Inactivates IgG by cleaving the heavy chains of IgG, effectively eliminating the Fc-dependent effector functions
- ❑ Engineered for high potency, specificity and safety
- ❑ Immunogenicity profile that supports redosing potential
- ❑ Safe and well tolerated

### Rapid & robust IgG reduction

- Reduces IgG levels by more than 95 percent within a few hours
- IgG levels returning to normal range six months after initial dosing
- As efficacious as imlifidase in reducing total IgG levels

### Redosing potential

- Lower ADA pre-treatment levels and significantly reduced ADA response as compared to imlifidase
- Efficient IgG reduction in serum samples at six- and 12-months post initial dose

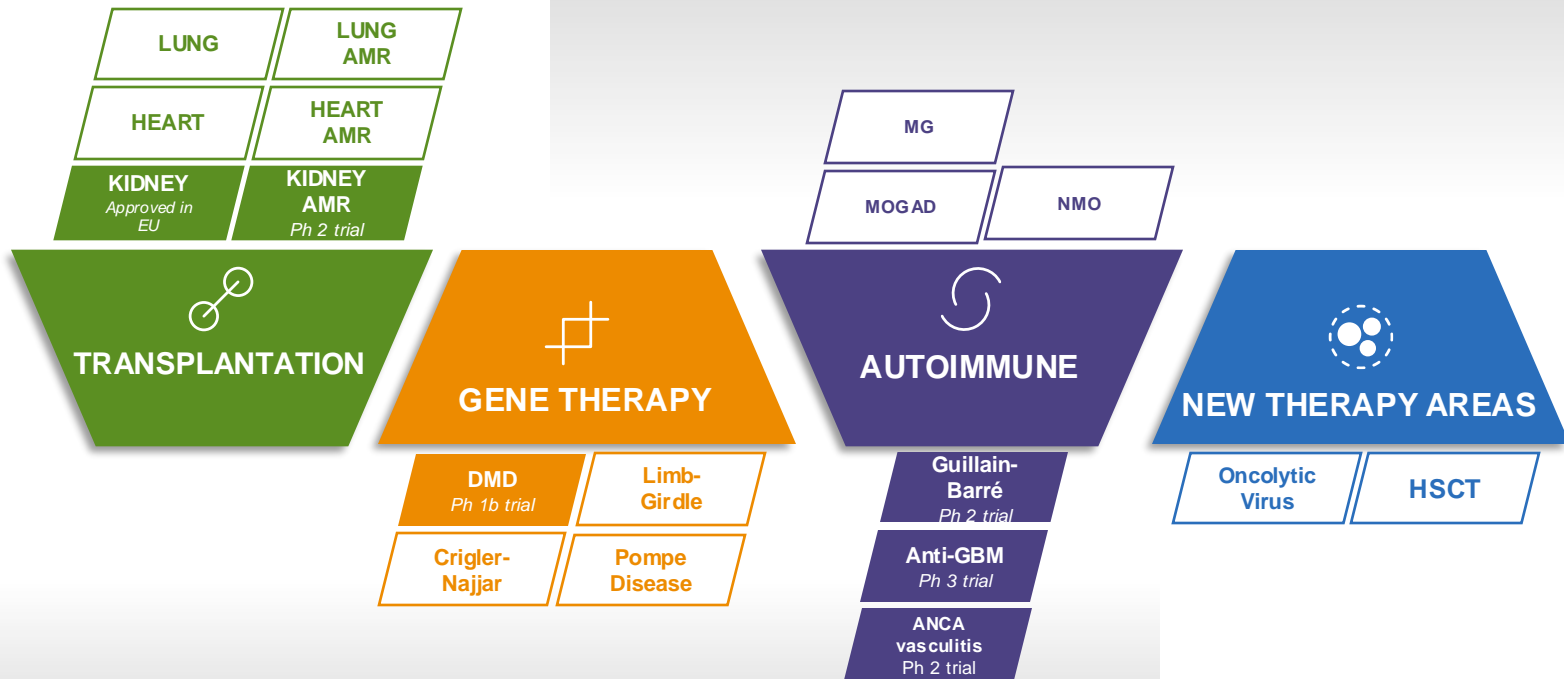
### Address unmet need

- Focus where autoantibodies drive the disease
- Need for management of symptoms at onset of disease and during recurrent immune system attacks
- Diseases with little to no advanced treatment options



# Hansa's proprietary technology platform with two unique molecules and broad potential indications

HNSA-5487: Next gen antibody cleaving enzyme with redosing potential



IMLIFIDASE: First generation antibody cleaving enzyme technology

# Broad clinical pipeline in autoimmune, gene therapy and transplantation

	Preclinical	Phase 1	Phase 2	Phase 3	Marketing authorization	Marketed	Partner	Status	Next anticipated milestone
<b>Imlifidase</b>									
EU: Kidney transplantation in highly sensitized patients <sup>1,2</sup>								Commercialization ongoing ● Post approval Clinical Phase 3 ongoing	EU: Additional agreements around reimbursement / Post authorization study to be completed by end of 2025
U.S. "ConfIdeS": Kidney transplantation in highly sensitized patients <sup>1,2</sup>								Clinical Phase 3 ongoing	Data readout in 2H 2025
GOOD-IDES-02: Anti-GBM antibody disease								Clinical Phase 3 ongoing	Complete enrolment (50 patients)
16-HMedIdeS-12: Active Antibody Mediated Rejection (AMR)								Clinical Phase 2 completed	Publication in peer-reviewed journal
15-HMedIdeS-09: Guillain-Barré Syndrome (GBS)								Clinical Phase 2 ongoing	Comparative efficacy analysis 2024
Investigator-initiated trial in ANCA-associated vasculitis <sup>3</sup>								Clinical Phase 2 ongoing	Complete enrolment (10 patients)
SRP-9001-104: Pre-treatment ahead of gene therapy in Duchenne Muscular Dystrophy (DMD)								Clinical Phase 1b ongoing	Complete enrolment
Pre-treatment ahead of gene therapy in Limb-Girdle Muscular Dystrophy (LGMD)								Preclinical research ongoing	Preclinical research
Pre-treatment ahead of gene therapy in Pompe disease								Preclinical research ongoing	Preclinical research
Pre-treatment ahead of gene therapy in Crigler-Najjar syndrome								Preclinical research ongoing	Commence clinical study
<b>HNSA-5487</b>									
NICE-01: HNSA-5487 – Lead candidate from the NiceR program								Clinical Phase 1 completed	Alignment with regulatory authorities on development path

<sup>1</sup> Results from the Phase 1 study have been published, Winstedt et al. (2015) PLOS ONE 10(7)

<sup>2</sup> Lorant et al., American Journal of Transplantation and 03+04 studies (Jordan et al., New England Journal of Medicine)

<sup>3</sup> Investigator-initiated study by Dr. Adrian Schreiber and Dr. Philipp Enghard, at Charité Universitätsmedizin, Berlin, Germany

# Advancing the science in autoimmune, gene therapy, and transplantation

## Delivering the Pipeline

- 7 Ongoing clinical trials in autoimmune, gene therapy and transplantation
- 1 Additional gene therapy study to commence in 2024

## Advancing the Science

- 7 Publications in peer-reviewed journal
- 8 Presentations at leading medical congresses



### IMLIFIDASE IgG cleaving therapy with a unique MOA

#### AUTOIMMUNE

**15-HMedIdeS-09 Ph 2 (GBS)**

*Trial Complete*

*Add'l Data Readout Q4 2024*

**GOOD-IDES-02 Ph 3  
(anti-GBM disease)**

*Ongoing*

*Data Readout 2H 2025*

#### GENE THERAPY

**SRP-9001-104 Ph 1b (DMD)**

*Trial Commenced*

*Data Readout 2025*

**Genethon Preclinical  
(Crigler-Najjar)**

*Trial to Commence Q4 2024*

**AskBio Preclinical  
(Pompe disease)**

*Trial to Commence 2025*

#### TRANSPLANTATION

**US ConfideS Ph 3 (kidney)**

*Enrolment Completed*

*Data Readout 2H 2025*

**16-HMedIdeS-12 Ph 2 (AMR)**

*Trial Complete*

*Data published July 2024*

**Post Authorization Efficacy Ph 3  
(kidney)**

*Ongoing*

*Data readout 2025*

### HNSA-5487 next-gen IgG cleaving molecule with redosing potential

**NICE-01 Ph 1**

*Trial Complete*

*Additional Analysis Complete*

*Clinical Development Path Annnc*

# Table of Contents



## Company Overview

*strategy, science, pipeline*

slides 3 – 12

## Therapy Areas

*autoimmune, gene therapy, transplantation*

**slides 13 - 27**

## Executive Summary

slide 28

## Additional Resources

ESG, patents, ownership, leadership

slides



**Autoimmune**



# AUTOIMMUNE



Imlifidase may have relevance in several autoimmune diseases where IgG plays an important role in the pathogenesis

**+100** autoimmune diseases<sup>9</sup>



Rapidly progressive glomerulonephritis



Neurological disorders



Skin disorders



Blood disorders

**In Phase 2 trials, imlifidase was shown to cleave autoantibodies and stop disease progression in monophasic conditions**

## PROOF OF CONCEPT IN TWO INDICATIONS

### Anti-GBM disease

**1.6** in a million affected annually

#### Imlifidase Ph 2 results

**67%** of patients were dialysis independent after six months vs. the historical cohort, where **only 18%** had functioning kidney

**Phase 3 ongoing**  
70% enrolled

### Guillain-Barré Syndrome

**1.7-4.3** per 100,000 annually

#### Imlifidase Ph 2 results

**Rapid improvement** across several efficacy outcome measures, as compared with previously published data

**Phase 3 plans under review**



# AUTOIMMUNE

**+100** autoimmune diseases<sup>9</sup>



Rapidly progressive glomerulonephritis



Neurological disorders



Skin disorders



Blood disorders

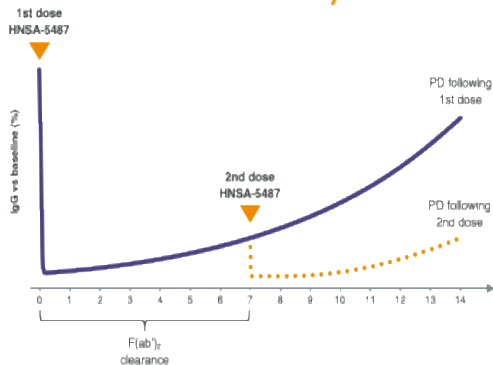


HNSA-5487 may enable expansion into acute flares in chronic conditions through redosing

## HNSA-5487 has the potential to quickly remove IgG

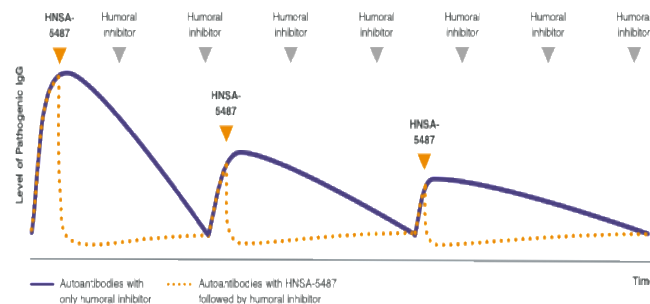
### Short interval 5487 redosing

Hypothetical model



### Long interval 5487 repeat dosing

Hypothetical model





# Gene Therapy





# GENE THERAPY



Imlifidase may enable gene therapy treatment in rare disease patients with pre-existing antibodies

## AAVs

the delivery system of gene therapy<sup>26-29</sup>

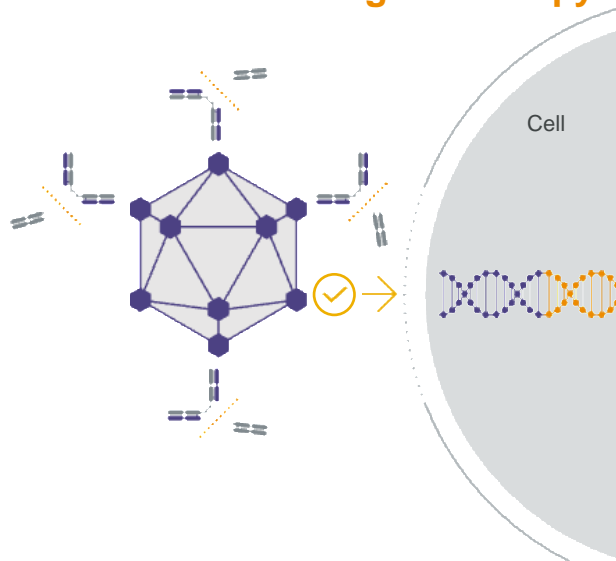
## 5-70%

patients considered for gene therapy have anti-AAV antibodies<sup>26</sup>

## Pre-existing antibodies

excludes patients from trials & treatment<sup>30</sup>

## Eliminate antibodies as a pre-treatment to enable gene therapy



- Significant unmet need
- Encouraging pre-clinical data
- Partnership strategy

## Global partnerships with gene therapy companies



- World leader within gene therapy targeted at muscular dystrophies
- High level read out in DMD expected 2025

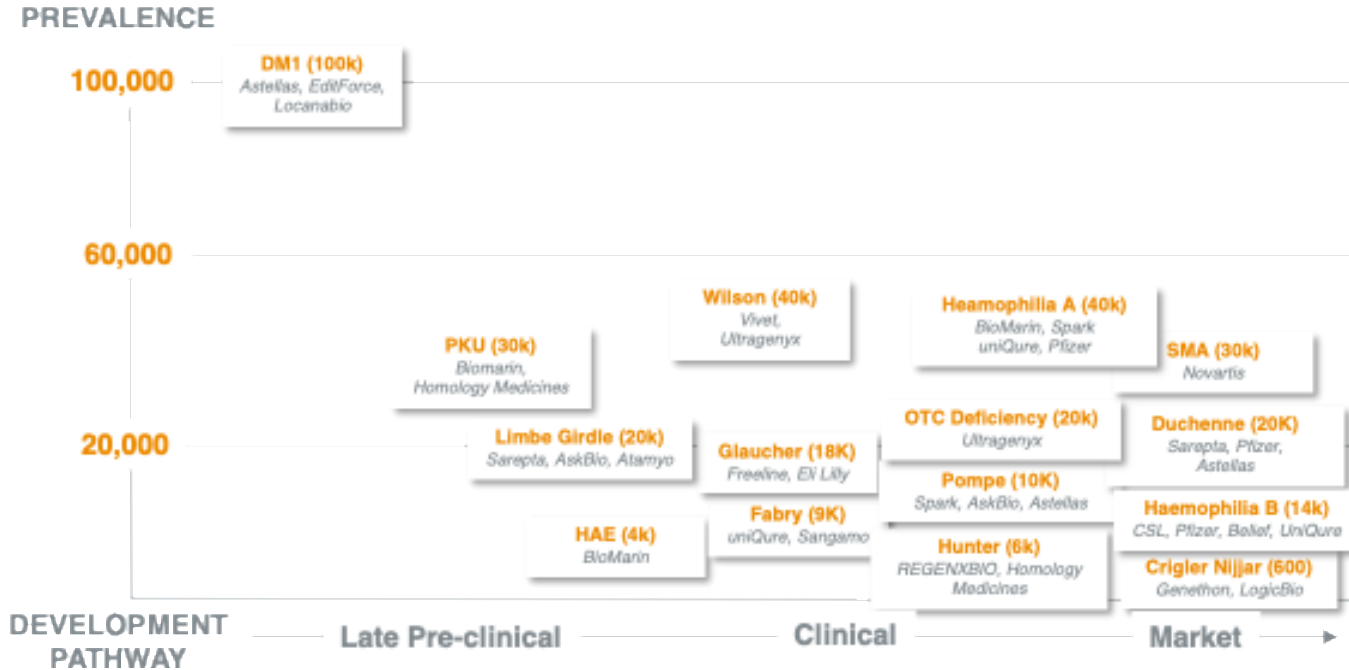


- Early innovator in gene therapy
- Encouraging Ph 1 data presented at ASGCT 2024



- A not-for-profit pioneer in gene therapies
- Preclinical work underway in Crigler Najjar syndrome

# Systemic gene therapy is an emerging opportunity



## ABOUT THE MARKET

- ✓ ~ **7,000** known rare monogenic diseases worldwide.<sup>31</sup>
- ✓ Gene therapy market poised to reach **52.4 billion USD** by 2033<sup>32</sup>
- ✓ **1,986 gene therapies** currently under development<sup>34</sup>
- ✓ AAV gene therapies show **22% revenue** contribution in 2024<sup>31</sup>
- ✓ US FDA plans to approve **20 new gene therapies / year**<sup>35</sup>

# Global exclusive agreements with leading gene therapy companies in select indications



## CAPABILITIES & RESOURCES

- Early innovator in gene therapy
- Conducts pre-clinical and clinical trials (Phase 1/2)

---

## INDICATION EXCLUSIVITY

**Pompe Disease** - ~ 5,000 – 10,000 patients in the US and EU.

In addition, 1 in 40,000 births (200 cases) are diagnosed yearly.



## CAPABILITIES & RESOURCES

- A pioneer in the discovery and development of gene therapies
- Conducts pre-clinical and clinical trials (Phase 1/2)

---

## INDICATION EXCLUSIVITY

**Crigler-Najjar syndrome** - approximate incidence is 0.6-1 case per one million people or 600 patients in Europe and the U.S



## CAPABILITIES & RESOURCES

- World leader in gene therapy in muscular dystrophies
- Pre-clinical and clinical plan
- Regulatory & Promotion
- FDA approval in 2023

---

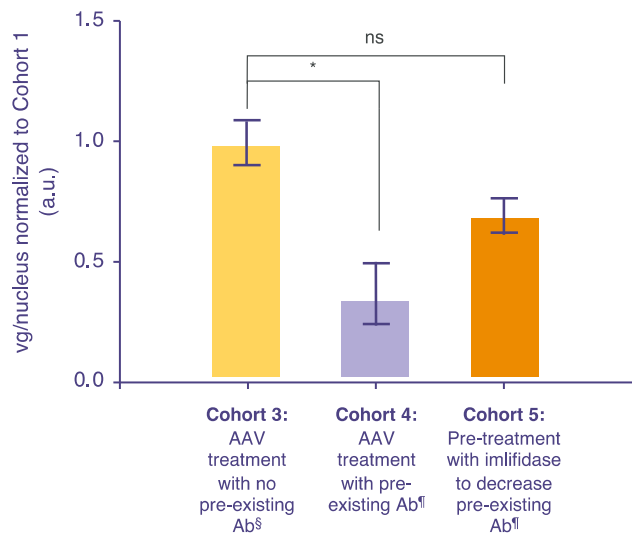
## INDICATION EXCLUSIVITY

**Duchenne Muscular Dystrophy (DMD)** - 1/3,500 to 5,000 male births worldwide

**Limb-Girdle Muscular Dystrophy** - global prevalence of ~1.6 per 100k individual

# Imlifidase pre-treatment decreases pre-existing antibodies and enhances transduction and transgene expression in animal models

## TRANSDUCTION



Data from animal models

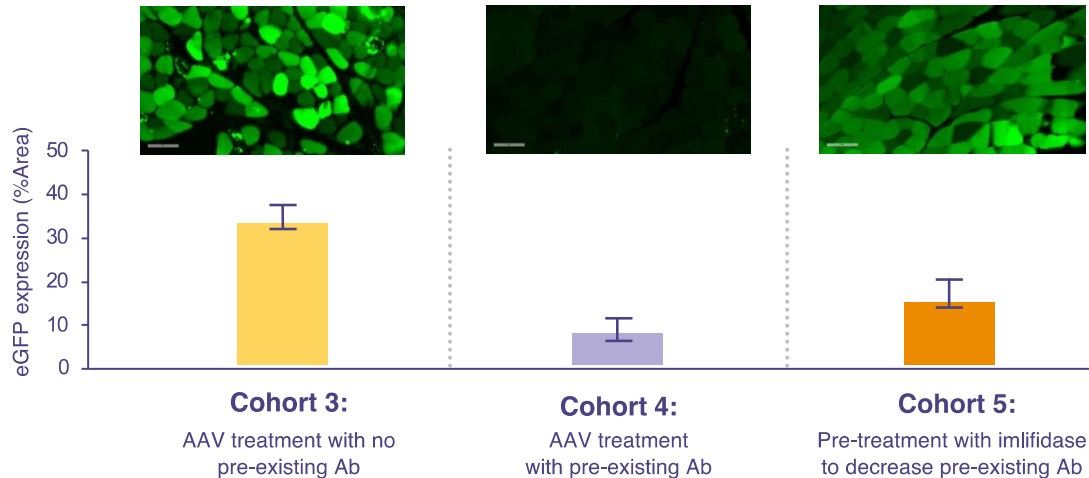
\*P<0.05. <sup>¶</sup>Data are represented as mean ± SEM and analyzed by one-way ANOVA followed by post-hoc analysis with Dunnett's multiple comparison test. <sup>‡</sup>Data are represented as the mean ± SEM for the percent area for all of the muscle tissues analyzed at terminal necropsy. <sup>§</sup>AAVrh74 titer ≤1:400. <sup>¶</sup>AAVrh74 titer 1:800–1:1600.

AAV, adeno-associated virus; AAVrh74, adeno-associated virus rhesus isolate serotype 74; Ab, antibody, a.u., arbitrary units; eGFP, enhanced green fluorescent protein; NHP, non-human primate; ns, not significant; vg, viral genome.

© 2024 Hansa Biopharma AB

## EXPRESSION IN SKELETAL MUSCLE<sup>‡</sup>

### Expression in Skeletal Muscle<sup>‡</sup>



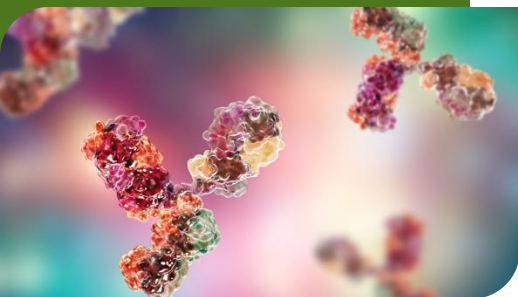
© 2024 Hansa Biopharma AB

# Transplantation

The background features several clusters of colorful, textured, organic shapes that resemble cells or molecular structures. These shapes are rendered in various colors including red, purple, yellow, and green, with a translucent, crystalline appearance. They are scattered across the frame, with some in sharp focus and others blurred, creating a sense of depth and movement. The overall aesthetic is scientific and vibrant.



# TRANSPLANTATION



Imlifidase may enable incompatible kidney transplantation in highly sensitized patients

**170k\***

patients waiting for a kidney transplant<sup>50</sup>

\*\*In the US and EU

**DSAs**

Donor specific antibodies that reject organ transplantation

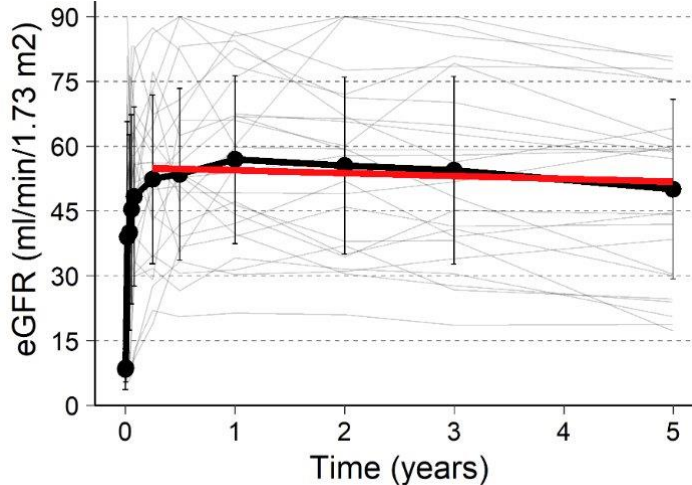
**SOC**

based on organ compatibility

**10-15%**

patients with DSAs – or highly sensitized - unlikely to be transplanted due to incompatibility<sup>51</sup>

Long term data from 17-HMedIdeS-14 study in kidney transplantation confirms sustained benefit of imlifidase<sup>52,53</sup>



- 82% five-year graft survival
- 90% patient survival rate
- 50 ml/min/m2 eGFR

Conditional EU approval for desensitization in kidney transplant patients<sup>54</sup>



Addresses the limitations of other modalities



The first and only approved drug to enable incompatible kidney transplants<sup>50</sup>



Market access in 75% of the EU transplant market

# Two key studies for imlifidase

## 17-HMedIdeS-14 *Long-term follow-up study*

---

Extended pooled analysis from the 17-HMedIdeS-14 study

A long-term follow-up study of patients who have received a kidney transplant following desensitization with imlifidase.

### RESULTS

---

- 82% graft survival
- 90% patient survival rate
- 50 ml/min/m<sup>2</sup> eGFR

Further data from extended pool analysis expected in 2024

## ConfIdeS *US Ph 3 pivotal trial*

---

Open-label, controlled, randomized trial evaluating 12-month kidney function in highly sensitized kidney transplant patients with positive crossmatch against a deceased donor, comparing desensitization using imlifidase with standard of care

### RESULTS

---

- **Randomization completed** (May 2024)
- **156** patients screened & enrolled
- **23** sites active and 11 sites have already dosed with imlifidase

US FDA BLA to be filed in 2H 2025

# At a Glance: IDEFIRIX launch in Europe

## Strategic Levers

 Market Access

 Clinical Readiness

 Organ allocation

 Patient selection and treatment

## Launch Progress

IDEFIRIX was launched in 2020 as the **only desensitization strategy** for highly sensitized kidney transplant patients:

**15**

markets with reimbursement  
(75% of EU transplant market)

**7**

Country issued clinical guidelines

**32**

centers with clinical experience

**9.3m**

USD in product sales in 2023

**113**

clinics IDEFIRIX ready to treat

## Scaling Globally

Transforming the desensitization treatment landscape and advance a new way of transplanting patients

**1**

### Build the foundation

Commercialize in key markets  
Ensure clinical readiness  
Support patient/organ access

**2**

### Grow internationally

Secure US approval  
Go beyond core markets  
Full EU authorization

**3**

### Expand label

Living donor  
Other solid organs



# Solid commercial opportunity in kidney transplantation desensitization

## Significant Unmet Medical Need

Inability to match or effectively desensitize patients remains a barrier for transplantation in highly sensitized patients

**~170k patients are waiting for a new kidney in Europe and the U.S.**

Calculated Panel Reactive Antibodies (cPRA) is a measure for HLA-sensitization

**10-15% of patients are highly sensitized (cPRA > 80%)**

~25k highly sensitized patients (cPRA >80%)

~12k with cPRA >98%

~5k with cPRA >99.9%



## Idefixir Launch in Europe

Market size

**3,000 – 4,000**

Commercial progress

**14**

countries with market access



**~75%**

of transplant volume

**~50**

Idefixir "ready" centers

**25**

centers with clinical experience

**17**

centers with repeat usage

**European launch has reached inflection point with increasing adoption across major markets**

## Phase 3 Nearing Completion

Market size

**1,000-1,500**

Phase 3 trial

**May**

fully randomized Phase 3 trial

**2H 2025**

BLA filing

**24**

centers involved in trial

**>20%**

of transplant volume

**Broad clinical experience creates foundation for fast commercial uptake**

# Opportunities for imlifidase in transplantation beyond kidney

## Lung transplantation desensitization

**~3,000**  
annual lung  
transplants in the  
U.S.<sup>55</sup>

**~2,000**  
annual lung  
transplants in  
Europe<sup>56\*</sup>

**10-15%** of lung transplant recipients have some degree of pre-sensitization to allo-antigens.<sup>57</sup> De novo DSAs occur post transplantation in up to **55%** of all lung transplant patients.<sup>58</sup>

## Antibody-mediated rejection in lung transplantation

**Up to 27%**  
of lung transplant  
recipients

The actual incidence of lung transplantation AMR is unknown, with studies that define AMR by the ISHLT consensus definition report incidence of **up to 27% of lung transplant patients.**<sup>58</sup>

## Heart transplantation desensitization

**~4,000**  
annual heart  
transplants in the  
U.S.<sup>55</sup>

**~2,000**  
annual heart  
transplants in  
Europe<sup>56\*</sup>

**~30%** of patients awaiting heart transplant have anti-HLA antibodies.<sup>59</sup>

## Antibody-mediated rejection in heart transplantation

**Up to 20%**  
of heart transplant  
recipients

**AMR occurs in 10-20%** of patients after heart transplant, typically, within a few months after transplant. 25% of cases occur more than one year after transplantation.<sup>60</sup>

# Table of Contents



## Company Overview

*strategy, science, pipeline*

slides 3 – 12

## Therapy Areas

*autoimmune, gene therapy, transplantation*

slides 13 - 27

## Executive Summary

slide 28


## Additional Resources

*ESG, patents, ownership, leadership, references*

slides 30 - 36

# Hansa Biopharma has the potential to lead the way in rare immunological diseases

## Commercial stage, first-in-class asset



**Commercial stage** IgG cleaving enzyme with long-term data

**Commercial-scale manufacturing** supports launches

**Over 200 patients** treated

## Validated pipeline



Paradigm shift for **kidney transplantation**

7 ongoing trials in **autoimmune and gene therapy**

Next gen enzyme could unlock **broader indication universe**

## Funded into 2026



Publicly traded on **NASDAQ Stockholm**

Considering dual-listing in the **US**

**Strong IP portfolio**, with coverage until the 2040s

**2024  
milestones**

**COMPLETED**  
Randomization in  
US ConfIdeS trial

**COMPLETED**  
HNSA-5487 12 mth  
analysis and clinical  
dev pathway

Full data readout  
in GBS Phase 2

# Table of Contents



**Company Overview**  
*strategy, science, pipeline*

slides 4 – 11

**Therapy Areas**  
*autoimmune, gene therapy, transplantation*

slides 13 - 26

**Executive Summary**

slide 28

**Additional Resources**  
*ESG, patents, ownership, leadership, references*

slides 30 - 36

# Hansa Sustainability Priorities and Approach



## HEALTHY PEOPLE

Address the unmet needs of people with rare diseases by developing life-saving treatments, ensuring sustainable and equitable access to care, and putting them at the center of our business



## HEALTHY BUSINESS

Be an ethical, transparent business with the highest integrity and standards driving personal accountability for all. Cultivate a culture of collaboration and innovation grounded in individual development, and benefits that drive performance in a healthy, safe work environment



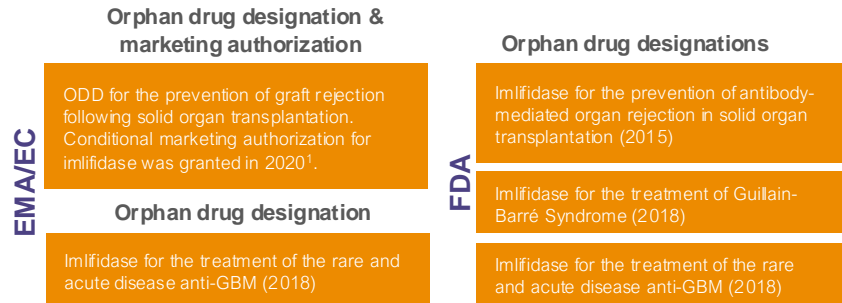
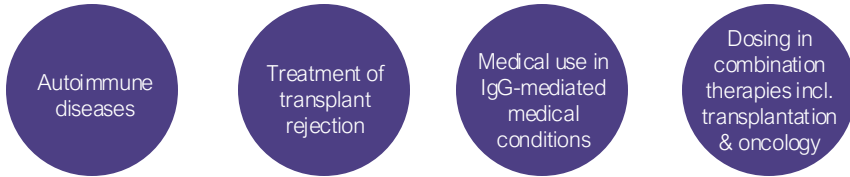
## HEALTHY PLANET

Embrace sustainable decision making and environmental stewardship by becoming a default sustainable business from discovery and clinical trials, to product launches and manufacturing

# Strong technology protection through patents and orphan drug designations

## Imlifidase patent coverage out to 2035\* in key markets

- Our lead enzyme, imlifidase, is protected by six patent families including both granted patents and pending applications and cover the use of imlifidase
- Patents cover use of imlifidase at least in:



## HNSA-5487 patent coverage to at least 2041\*

- Our next-generation enzyme, HNSA-5487, is protected by currently three granted/pending patent families as applicable
- Patent coverage in key markets, i.e. USA, EU, UK, JP, AU and more
- Based on a standard 20-year term, without any extensions, HNSA-5487 has patent protection until:



\*Excluding potential patent term extensions (PTE) and supplementary protection certificates (SPC) and data exclusivity

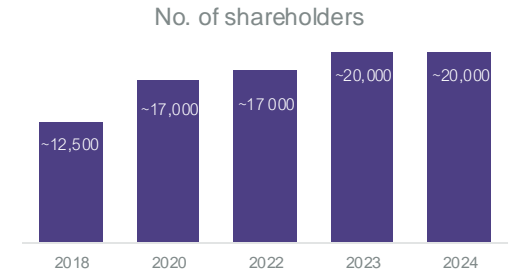
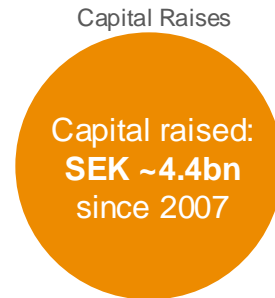
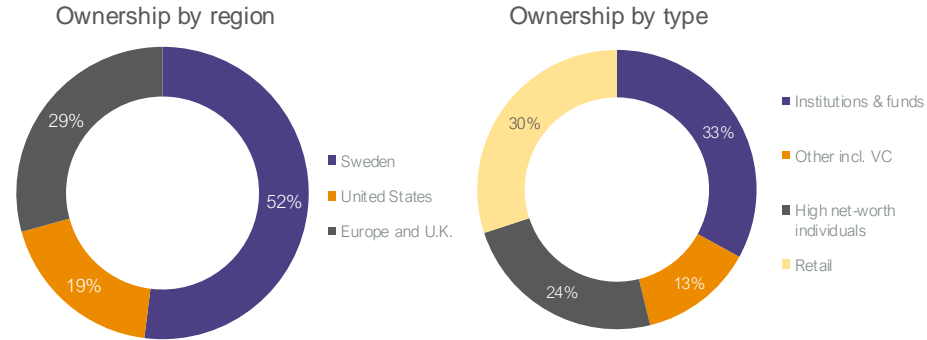
<sup>1</sup>Idefix is indicated for desensitisation treatment of highly sensitised adult kidney transplant patients with positive cross match against an available deceased donor. The use of Idefix should be reserved for patients unlikely to be transplanted under the available kidney allocation system including prioritisation programmes for highly sensitised patients.

# Ownership in Hansa Biopharma

## Top 10 shareholders as per September 30, 2024\*

Shareholder Name	No. of Shares	Ownership %
Redmile Group LLC	13,156,700	19.40%
Braidwell LP	8,247,600	12.16%
Theodor Jeansson Jr.	2,720,000	4.01%
Hansa Biopharma AB	2,204,667	3.25%
Nexttobe AB	2,155,379	3.18%
Fjärde AP-fonden	2,094,000	3.09%
Thomas Olausson	1,917,000	2.83%
Avanza Pension	1,906,416	2.81%
Handelsbanken Fonder	1,724,561	2.54%
Sphera Funds Management	1,107,000	1.63%
Other	30,580,918	45.10%
Total shares outstanding	67,814,241	100.00%

## Classification of ownership as per January 31, 2024



\* Following execution of a directed share issue of SEK 372m (USD 34.6m) on April 12, 2024, the number of outstanding shares increased to 67,814,241 shares.



# Experienced Board and Executive Committee

Extensive experience from the global healthcare industry



## Executive Committee



### Søren Tøulstrup

**President & CEO (2018)**

*+30 years in the Healthcare sector*

*Former CEO at Vifor Pharma*

*Former SVP at Shire Pharmaceuticals*

*Former CEO at Santaris Pharma*

**Shareholding: 50,347**



### Hitto Kaufmann

**Chief R&D Officer (2023)**

*+20 years in R&D*

*Former CSO at Pieris Pharmaceuticals*

*Former Head of Strategy and Operations at Sanofi*

**Shareholding: 0**



### Evan Ballantyne

**SVP & CFO (2024)**

*+30 years in the life science sector*

*Former CFO at Gain Therapeutics, OncXerna Therapeutics, and Orchestra BioMed*

**Shareholding: 0**



### Anne Säfström Lanner

**SVP & CHRO (2019)**

*Former Head of HR European Spallation Source*

*Former Head of HR Celavision*

**Shareholding: 7,273**

## Board of Directors



### Peter Nicklin

**Chairman (2022)**

*+30 years in the Healthcare sector*

*Chairman of Tunstall Healthcare, Sciensus & Versantis*

*Held senior executive roles at Baxter, Bayer, Novartis & Bristol-Myers Squibb*

**Shareholding: 15,500**



### Hilary Malone

**Board Member (2021)**

*COO at Valo Health (US).*

*Former Chief Regulatory Officer & Head of Global Regulatory Affairs at Sanofi (2013-2019)*

*Former SVP & Head of Worldwide Regulatory Strategy at Pfizer (2009-2011)*

*Chair of US Committee*

**Shareholding: 0**



### Anders Gersel Pedersen

**Board Member (2018)**

*+30 years in the Healthcare sector*

*Former EVP R&D H.Lundbeck*

*Chairman of Scientific Committee*

**Shareholding: 2,500**



### Eva Nilsagård

**Board Member (2019)**

*Board member of several companies, e.g. AdLife, BuTab, Itras, Xbrane*

*Former CFO of VitroLife and Plasta*

*Chair of Audit Committee*

**Shareholding: 3,000**



### Mats Blom

**Board Member (2019)**

*CFO of NorthSea Therapeutics*

*Former CFO Zealand Pharma*

*Member of Audit Committee*

**Shareholding: 1,000**



### Jonas Wikström

**Board Member (2024)**

*Founder/CEO of WR Capital*

*Former fund manager at Catella Fondövaltning*

*Member of Remuneration Committee*

**Shareholding: 361,301**



### Florian Reinaud

**Board Member (2024)**

*Managing Director, Redmie*

*Member of Remuneration Committee*

**Shareholding: 0**

# References

1. European Medicines Agency. Idefixir® summary of product characteristics. Available at: [https://www.ema.europa.eu/en/documents/product-information/idefixir-epar-product-information\\_en.pdf](https://www.ema.europa.eu/en/documents/product-information/idefixir-epar-product-information_en.pdf)
2. Kjellman C et al. Am J Transplantation 2021 Dec;21(12):3907-3918.
3. Trial NCT03611621
4. Winstedt et al. (2015) PLOS ONE 10(7)
5. Lorant et al., American Journal of Transplantation and 03+04 studies (Jordan et al., New England Journal of Medicine)
6. Idefixir Summary of Product Characteristics. [https://www.ema.europa.eu/en/documents/product-information/idefixir-epar-product-information\\_en.pdf](https://www.ema.europa.eu/en/documents/product-information/idefixir-epar-product-information_en.pdf). Accessed June 2024.
7. Reverberi R, Reverberi L. Removal kinetics of therapeutic apheresis. Blood Transfus. 2007 Jul;5(3):164-74. doi: 10.2450/2007.0032-07. PMID: 19204770; PMCID: PMC2535895.
8. Hans-Hartmut Peter, MD,a Hans D. Ochs, MD,b,c Charlotte Cunningham-Rundles, MD, PhD,d Donald C. Vinh, MD,e,f Peter Kiessling, PhD,g Bernhard Greve, MD,g and Stephen Jolles, MD, PhDh Freiburg and Monheim-am-Rhein, Germany; Seattle, Wash; New York, NY; Montreal, Quebec, Canada; and Cardiff, United Kingdom. Targeting FcRn for immunomodulation: Benefit, risks and practical considerations. Journal of Allergy and Clinical Immunology. 2020 September ;479-9. [https://www.jacionline.org/article/S0091-6749\(20\)29310-3?Xpdf](https://www.jacionline.org/article/S0091-6749(20)29310-3?Xpdf). Accessed June 2024.
9. "List of Autoimmune Diseases". Autoimmune Registry Inc. <https://www.autoimmuneregistry.org/autoimmune-diseases>. Accessed June 4, 2024
10. Hellmark et al. J Autoimmun. 2014 Feb-Mar;48-49:108-1
11. Anti-GBM Disease. What is Anti-Glomerular Basement Membrane Disease (also known as Goodpasture's Syndrome)? <https://unckidneycenter.org/kidneyhealthlibrary/glomerular-disease/anti-gbm-disease/>. Accessed June 4, 2024
12. Hellmark et al. J Autoimmun. 2014 Feb-Mar;48-49:108-12
13. Sánchez-Agostá M, et al. Front. Med (2022). 9:889185. doi: 10.3389/fmed.2022.889185
14. McGrogan A, et al. Neuroepidemiology. 2009; 32(2):150-63
15. Guillain Barre Syndrom. [https://www.who.int/news-room/fact-sheets/detail/guillain-barr%C3%A9-syndrome#:~:text=Guillain%2DBarr%C3%A9%20syndrome%20\(GBS\),cases%20of%20Guillain%2DBarr%C3%A9%20syndrome](https://www.who.int/news-room/fact-sheets/detail/guillain-barr%C3%A9-syndrome#:~:text=Guillain%2DBarr%C3%A9%20syndrome%20(GBS),cases%20of%20Guillain%2DBarr%C3%A9%20syndrome). Accessed June 4, 2024
16. Fletcher D, et al. Neurology. 2000 27;54(12):2311-5
17. Van Doorn P. Presse Med. 2013;42(6 Pt 2):e193-201
18. A study of imifidase in patients with Guillain Barre Syndrome. <https://www.clinicaltrials.gov/study/NCT03943589>. Accessed June 4, 2024.
19. Orphan Drug Designations. <https://www.accessdata.fda.gov/scripts/opdlisting/oo/pd/detailedIndex.cfm?cfgridkey=6238>. Accessed June 4 2024
20. The progress of the disease results in end stage kidney disease in 25 percent of patients
21. Falk RJ, Jennette JC. The New England journal of medicine. 1988;318(25):1651-7
22. Berti A, et al. Arthritis Rheum atol. 2017;69.
23. Rathmann J, et al. RMD Open. 2023;9:e002949.
24. Booth AD, et al. American journal of kidney diseases. 2003;41(4):776-84.
25. Samman KN, Ross C, Pagnoux C, Makhozoum JP Update in the Management of ANCA-Associated Vasculitis: Recent Developments and Future Perspectives. Int J Rheumatol. 2021 Apr 8;2021:5534851. doi: 10.1155/2021/5534851. PMID: 33927768; PMCID: PMC8049818.
26. Boutin S, et al. Prevalence of serum IgG and neutralizing factors against adeno-associated virus (AAV) types 1, 2, 5, 6, 8, and 9 in the healthy population: implications for gene therapy using AAV vectors. Hum Gene Ther. 2010 Jun;21(6):704-12. doi: 10.1089/hum.2009.182. PMID: 20095819.
27. Griffin JM, et al. Astrocyte-selective AAV gene therapy through the endogenous GFAP promoter results in robust transduction in the rat spinal cord following injury. Gene Ther. 2019 May;26(5):198-210. doi: 10.1038/s41434-019-0075-6. Epub 2019 Apr 8. PMID: 30962538; PMCID: PMC6760677.
28. Calcedo R, Wilson JM. Humoral Immune Response to AAV. Front Immunol. 2013 Oct 18;4:341. doi: 10.3389/fimmu.2013.00341. PMID: 24151496; PMCID: PMC3799231.
29. Lundstrom K. Viral Vectors in Gene Therapy: Where Do We Stand in 2023? Viruses. 2023 Mar 7;15(3):698. doi: 10.3390/v15030698. PMID: 36992407; PMCID: PMC10059137.
30. Mendell JR, Connolly AM, Lehman KJ, Griffin DA, Khan SZ, Dharia SD, Quintana-Gallardo L, Rodin-Klapac LR. Testing preexisting antibodies prior to AAV gene transfer therapy: rationale, lessons and future considerations. Mol Ther Methods Clin Dev. 2022 Feb 26;25:74-83. doi: 10.1016/j.omtm.2022.02.011. PMID: 35356756; PMCID: PMC8933338.
31. Boycott K.M, et al. Nature Reviews Genetics. 2013;14(10):681-691

# References

32. Biospace [https://www.biospace.com/article/releases/gene-therapy-market-size- poised-to-surge-usd-52-40-billion-by-2033#:~:text=The%20global%20gene%20therapy%20market,period%20\(2024%2D2023\)](https://www.biospace.com/article/releases/gene-therapy-market-size- poised-to-surge-usd-52-40-billion-by-2033#:~:text=The%20global%20gene%20therapy%20market,period%20(2024%2D2023)). Accessed June 4, 2024.
33. Pharma projects | Informa, April 2022. <https://www.asgct.org/global/documents/asgct-pharma-intelligence-q1-2022-report.aspx>. Accessed June 4, 2024.
34. Grand View Research, Gene Therapy Market Size, Share & Trend Analysis Report By Indication (Acute Lymphoblastic Leukemia, Large B-cell Lymphoma), By Vector Type (Lentivirus), By Route of Administration, By Region, And Segment Forecasts, 2024 – 2030. <https://www.grandviewresearch.com/industry-analysis/gene-therapy-market>
35. Statement from FDA Commissioner Scott Gottlieb, M.D., and Peter Marks, M.D., Ph.D., Director of the Center for Biologics Evaluation and Research on new policies to advance development of safe and effective cell and gene therapies. <https://www.fda.gov/news-events/press-announcements/statement-fda-commissioner-scott-gottlieb-md-and-peter-marks-md-phd-director-center-biologics>. Accessed June 4, 2024
36. RareDiseases.org, <https://rarediseases.org/rare-diseases/dystrophy-mytotonic/> [Accessed 2023-06-28]
37. Medlineplus.gov, <https://medlineplus.gov/genetics/condition/gaucher-disease/#frequency> Accessed 2023-06-20
38. Sandahl TD, Laursen TL, Munk DE, Vistrup H, Weiss KH, Ott P. The Prevalence of Wilson's Disease: An Update. *Hepatology*. 2020 Feb;71(2):722-732. doi: 10.1002/hep.30911. Epub 2020 Jan 31. PMID: 31449670.
39. Ghazi A, Grant JA. Hereditary angioedema: epidemiology, management, and role of icatibant. *Biologics*. 2013;7:103-13. doi:2147/BTT.S27566. Epub 2013 May 3. PMID: 23662043; PMCID: PMC3647445
40. Hillert A, et al The Genetic Landscape and Epidemiology of Phenylketonuria. *Am J Hum Genet*. 2020 Aug 6;107(2):234-250. doi: 10.1016/j.ajhg.2020.06.006. Epub 2020 Jul 14. PMID: 32668217; PMCID: PMC7413859
41. Medlineplus.gov, <https://medlineplus.gov/genetics/condition/fabry-disease/#frequency>. Accessed: 2023-07-12.
42. Liang, WC., Jong, YJ., Wang, CH, et al. Clinical, pathological, imaging, and genetic characterization in a Taiwanese cohort with limb-girdle muscular dystrophy. *Orphanet J Rare Dis* 15, 160 (2020). <https://doi.org/10.1186/s13023-020-01445-1>
43. RareDiseases.org, <https://rarediseases.org/rare-diseases/pompe-disease/> [Accessed 2023-07-12]
44. Genethon.com, <https://www.genethon.com/our-pipeline/crigler-najjar-syndrome/> [Accessed 2023-06-15]
45. Gajula P, Ramalingam K, Bhadrashetty D. A rare case of mucopolysaccharidosis: Hunter syndrome. *J Nat Sci Biol Med*. 2012 Jan;3(1):97-100. doi: 10.4103/0976-9668.95984
46. RareDiseases.org, <https://rarediseases.org/rare-diseases/omithine-transcarbamylase-deficiency/> [Accessed 2023-07-12]
47. Crisafulli S, et. Al, Global epidemiology of Duchenne muscular dystrophy: an updated systematic review and meta-analysis. *Orphanet J Rare Dis*. 2020 Jun 5;15(1):141. doi: 10.1186/s13023-020-01430-8. PMID: 32503598; PMCID: PMC7275233.
48. GlobalData. Accessed 2023-12-15.
49. Verhaart, I.E.C., Robertson, A., Wilson, I.J. et al. Prevalence, incidence and carrier frequency of 5q-linked spinal muscular atrophy – a literature review. *Orphanet J Rare Dis* 12, 124 (2017). <https://doi.org/10.1186/s13023-017-0671-8>
50. Burns T, Fernandez R, Stephens M. The experiences of adults who are on dialysis and waiting for a renal transplant from a deceased donor: a systematic review. *JBI Database System Rev Implement Rep*. 2015 Mar 12;13(2):169-211. doi: 10.11124/jbisir-2015-1973. PMID: 26447040.
51. Organ Procurement and Transplantation Network (OPTN) and Scientific Registry of Transplant Recipients (SRTR). *OPTNSRTR 2022 Annual Data Report*. U.S. Department of Health and Human Services, Health Resources and Services Administration; 2024. Accessed June 4, 2024.
52. Kjellman C et al. *Am J Transplantation* 2021 Dec;21(12):3907-3918.
53. Trial NCT03611621
54. European Medicines Agency. Idefrix® summary of product characteristics. 55. Available at: [https://www.ema.europa.eu/en/documents/product-information/idefix-epar-product-information\\_en.pdf](https://www.ema.europa.eu/en/documents/product-information/idefix-epar-product-information_en.pdf)
55. OPTN National Data, <https://optn.transplant.hrsa.gov/data/view-data-reports/national-data/>
56. Global Observatory on Donation and Transplantation, <https://www.transplant-observatory.org/> [Accessed 2024-01-07]
57. Appel JZ 3rd, Hartwig MG, Davis RD, Reinsmoen NL. Utility of peritransplant and rescue intravenous immunoglobulin and extracorporeal immunoadsorption in lung transplant recipients sensitized to HLA antigens. *Hum Immunol*. 2005;66:378-86.
58. Levine DJ, Glanville AR, Aboyou C, et al. Antibody-mediated rejection of the lung: a consensus report of the International Society for Heart and Lung Transplantation. *J Heart Lung Transplant*. 2016;35:397-406.
59. Roux A, Bendib Le Lan I, Holifanjaniaina S, et al. Antibody-mediated rejection in lung transplantation: clinical outcomes and donor-specific antibody characteristics. *Am J Transplant*. 2016;16:1216-28.
60. Post-Transplant Outcome of the Highly Sensitized Patient Awaiting Heart Transplant Treated with Desensitization. Kobashigawa, J.A. et al. *The Journal of Heart and Lung Transplantation*, Volume 40, Issue 4, S44.
61. Chih S, Chruscinski A, Bross HJ, Tinckam K, Butany J, Rao V. Antibody-mediated rejection: an evolving entity in heart transplantation. *J Transplant*. 2012;2012:210210. doi: 10.1155/2012/210210. Epub 2012 Mar 26. PMID: 22545200; PMCID: PMC3321610.



**HANSA**®

BIOPHARMA