



Corporate Presentation

July 2024

Forward-looking statements

This presentation may contain certain forward-looking statements and forecasts based on our current expectations and beliefs regarding future events and are subject to significant uncertainties and risks since they relate to events and depend on circumstances that will occur in the future. Some of these forward-looking statements, by their nature, could have an impact on Hansa Biopharma's business, financial condition and results of operations [or that of its parent, affiliate, or subsidiary companies]. Terms such as "anticipates", "assumes", "believes", "can", "could", "estimates", "expects", "forecasts", "intends", "may", "might", "plans", "should", "projects", "will", "would" or, in each case, their negative, or other variations or comparable terminology are used to identify forward-looking statements. There are a number of factors that could cause actual results and developments to differ materially from those projected, whether expressly or impliedly, in a forward-looking statement or affect the extent to which a particular projection is realized. Such factors may include, but are not limited to, changes in implementation of Hansa Biopharma's strategy and its ability to further grow; risks and uncertainties associated with the development and/or approval of Hansa Biopharma's product candidates; ongoing clinical trials and expected trial results; the ability to commercialize imlifidase if approved; changes in legal or regulatory frameworks, requirements, or standards; technology changes and new products in Hansa Biopharma's potential market and industry; the ability to develop new products and enhance existing products; the impact of competition, changes in general economy and industry conditions and legislative, regulatory and political factors.

The factors set forth above are not exhaustive and additional factors could adversely affect our business and financial performance. We operate in a very competitive and rapidly changing environment, and it is not possible to predict all factors, nor can we assess the impact of all factors on our business or the extent to which any factor, or combination of factors, may cause actual results to differ materially from those contained in any forward-looking statements. Given these risks and uncertainties, investors should not place undue reliance on forward-looking statements as a prediction of actual results.

Hansa Biopharma expressly disclaims any obligation to update or revise any forward-looking statements to reflect changes in underlying assumptions or factors, new information, future events or otherwise, and disclaims any express or implied representations or warranties that may arise from any forward-looking statements. You should not rely upon these forward-looking statements after the date of this presentation.

Table of Contents



Company Overview

strategy, science, pipeline

slides 4 – 11

Therapy Areas

autoimmune, gene therapy, transplantation

slides 13 - 26

Executive Summary

slide 28

Additional Resources

*ESG, patents, ownership, leadership,
references*

slides 30 - 36

Hansa Biopharma – a commercial stage biotech delivering new medicines for rare immunological diseases



SCIENTIFIC INNOVATION

- Proprietary immunomodulating technology platform
- Seven clinical trials in autoimmune, gene therapy, transplantation
- Expansive indication universe in rare / ultra rare disease



COMMERCIAL STAGE

- First and only treatment approved for desensitization in kidney transplantation
- Utilization in major EU markets and
- US BLA submission in 2025



LONG-TERM POTENTIAL

- Backed by leading specialist investors - financing into 2026
- Strong IP protections through 2041
- Diverse, engaged culture with 30+ different nationalities
- HQ in Lund, Sweden





ADVANCE the science

- Broaden imlifidase label beyond kidney transplantation
- Develop next generation IgG enzyme for redosing
- Expand technology platform and pipeline into autoimmune & gene therapy



DELIVER commercial growth

- Successfully launch IDEFIRIX (imlifidase) in Europe
- Secure US approval and launch
- Seek partnerships to accelerate growth & reduce risk



BUILD the organization

- Build a focused, agile and empowered global organization
- Expand geographically
- Deliver priorities within the context of Sustainability

Imlifidase is an innovative, first in class molecule with a proven approach to inactivate IgG



Originates from a bacteria

Streptococcus pyogenes known from causing a strep throat infection¹



IgG antibody-cleaving enzyme

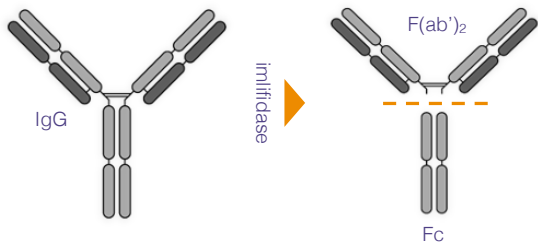
Interacts with Fc-part of IgG with extremely high specificity



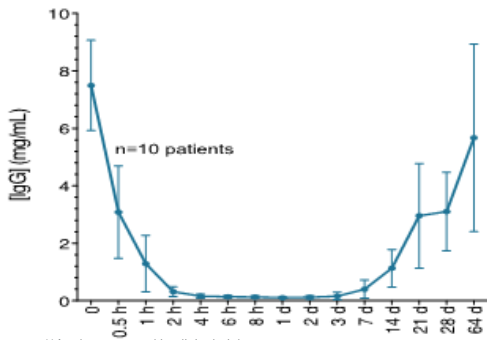
Inactivates IgG in 2-6 hours

Rapid onset of action that inactivates IgG below detectable level in 2-6 hours

Unique MOA cleaves IgG, creating an IgG free window for approximately one week



Inactivates IgG in 2-6 hours creating an IgG free window**2,3



First & only treatment approved for desensitization of highly sensitized patients^{1,4,5}

Conditional EU Approval*
in kidney transplantation IDEFIRIX®

75%
access in the EU transplant market

2024/2025

US trial fully randomized (2024); planned US BLA filing (2H 2025)

*The 5-year data is a continuation of the analysis at 3-years of crossmatch positive patients published in the American Journal of Transplantation

**As demonstrated in clinical trials

*IDEFIRIX approved in EEA under conditional approval for kidney transplantation

**7 clinical trials in 9 indications
across key therapy areas**



Autoimmune



Gene Therapy

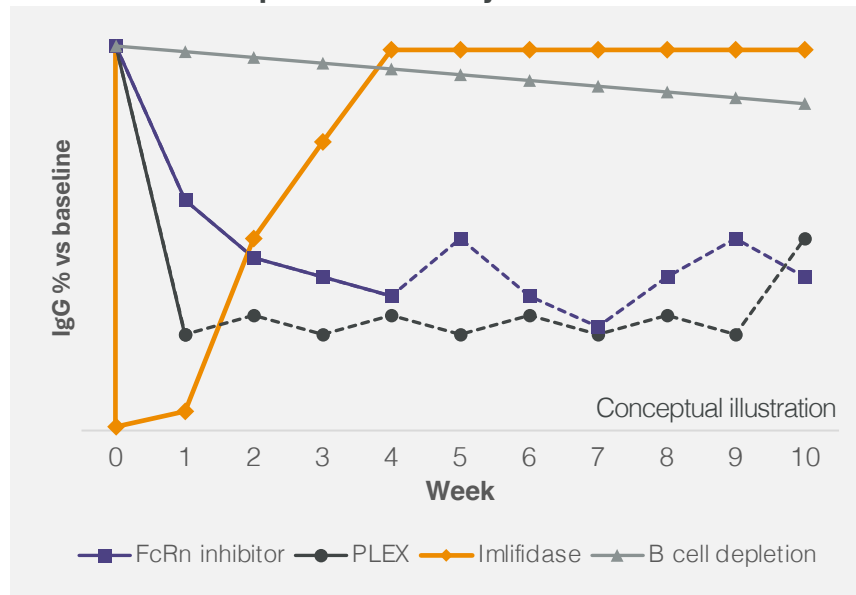


Transplantation

IgG cleaving enzymes uniquely positioned through rapid onset of effect and therapeutic reach

Comparison of established therapies to significantly reduce IgG levels within a few weeks

IgG cleaving enzymes provide unmatched speed of antibody decrease



IgG cleaving enzymes cleave antibodies across all domains

IgG lowering modalities	Intravascular IgG	Extravascular IgG	Cell bound IgG
Imlifidase	✓	✓	✓
FcRn inhibitor	✓	-	✗
PLEX	✓	✗	✗

The speed and reach of IgG cleavage puts Hansa's enzymes in a unique position

IgG levels in FcRn inhibition and PLEX depend on the frequency of treatment | B cell depletion potentially has a faster and larger effect on autoantibodies, as compared to total IgG

HNSA-5487 is a next gen enzyme with long and short interval redosing potential



Lower immunogenicity

could apply to diseases where prolonged or intermittent IgG free window is needed



Short interval redosing

create a longer IgG-low period



Long interval redosing

keeps IgG at a low level, potentially leading to greater efficacy vs monotherapy

Encouraging high level Ph 1 study results

single ascending dose in 36 healthy volunteers



Administration was safe and well tolerated



Study results indicate the potential for fast and complete cleavage of IgG; PK in line with expectations



Further analysis and lead indication selection to be completed in 2024

Potential indication landscape

through two different redosing regimens



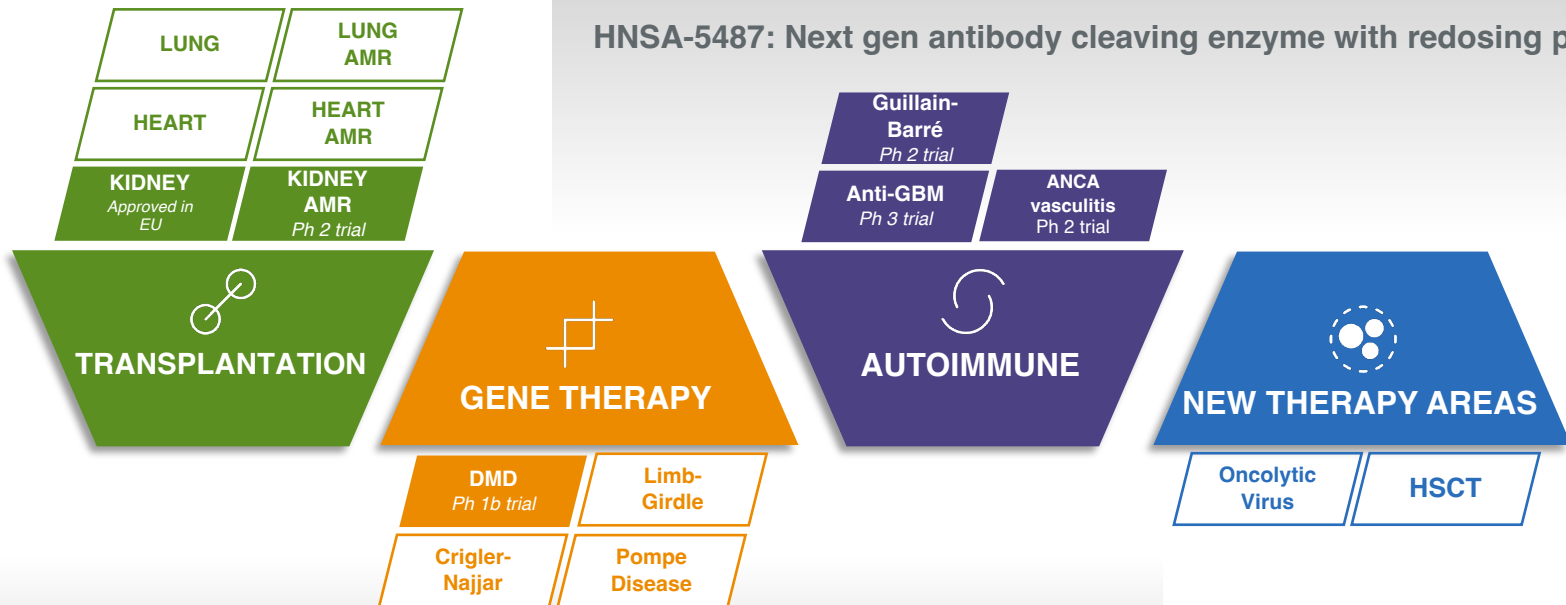
**Short interval
5487 redosing**



**Long interval
5487 redosing**
in combination with
humoral inhibitor



Hansa's proprietary technology platform with two unique molecules and broad potential indications



HNSA-5487: Next gen antibody cleaving enzyme with redosing potential

IMLIFIDASE: First generation antibody cleaving enzyme technology

Key milestones over the next 18-24 months

2024

AUTOIMMUNE

GBS Phase 2: comparative efficacy analysis read-out

GENE THERAPY

Crigler-Najjar Phase 1: trial initiation (Genethon)

TRANSPLANTATION

AMR: publication in peer-reviewed journal

EARLY DEVELOPMENT

HNSA-5487: further analysis of Phase 1 study and clinical development pathway

2025

AUTOIMMUNE

Anti-GBM Phase 3: full enrolment

ANCA: full enrolment

GENE THERAPY

DMD Phase 1B: high level data read-out (Sarepta)

TRANSPLANTATION

Kidney TX US: planned BLA submission

Kidney TX EU: post approval study read-out

Broad clinical pipeline in autoimmune, gene therapy and transplantation

Project	Indication	Research/ Preclinical	Phase 1	Phase 2	Phase 3	Marketing Authorization	Marketed	Partner	Next Anticipated Milestone
Imifidase	EU: Kidney transplantation in highly sensitized patients ^{1,2}								EU: Additional agreements around reimbursement / Post authorization study to be completed by end of 2025
	U.S. "ConfIdaS": Kidney transplantation in highly sensitized patients ^{1,2}								Data readout in 2H 2025
	GOOD-IDES-02: Anti-GBM antibody disease								Complete enrollment (50 patients)
	16-HMedIdes-12: Active Antibody Mediated Rejection (AMR)								Publication in peer-reviewed journal
	15-HMedIdes-09: Guillain-Barré Syndrome (GBS)								Comparative efficacy analysis 2024
	Investigator-initiated trial in ANCA-associated vasculitis ³								Complete enrollment (10 patients)
	SRP-9001-104: Pre-treatment ahead of gene therapy in Duchenne Muscular Dystrophy (DMD)		Phase 1b					SAREPTA	Complete enrollment
	Pre-treatment ahead of gene therapy in Limb-Girdle Muscular Dystrophy (LGMD)							SAREPTA	Preclinical research
	Pre-treatment ahead of gene therapy in Pompe disease							AskBio	Preclinical research
	Pre-treatment ahead of gene therapy in Crigler-Najjar syndrome							GENETHON	Commence clinical study
HNSA-5487	NICE-01: HNSA-5487 – Lead candidate from the NiceR program								Further analysis around endpoints from Phase 1 to be completed in 2024 and clinical development path

 Completed
  Ongoing
  Planned
  Post approval study running in parallel with commercial launch

¹ Results from the Phase 1 study have been published, Winstedt et al. (2015) PLOS ONE 10(7)

² Lorant et al., American Journal of Transplantation and 03+04 studies (Jordan et al., New England Journal of Medicine)

³ Investigator-initiated study by Dr. Adrian Schreiber and Dr. Philipp Enghard, at Charité Universitätsmedizin, Berlin, Germany

Table of Contents



Company Overview
strategy, science, pipeline

slides 4 – 11

Therapy Areas
autoimmune, gene therapy, transplantation

slides 13 - 26

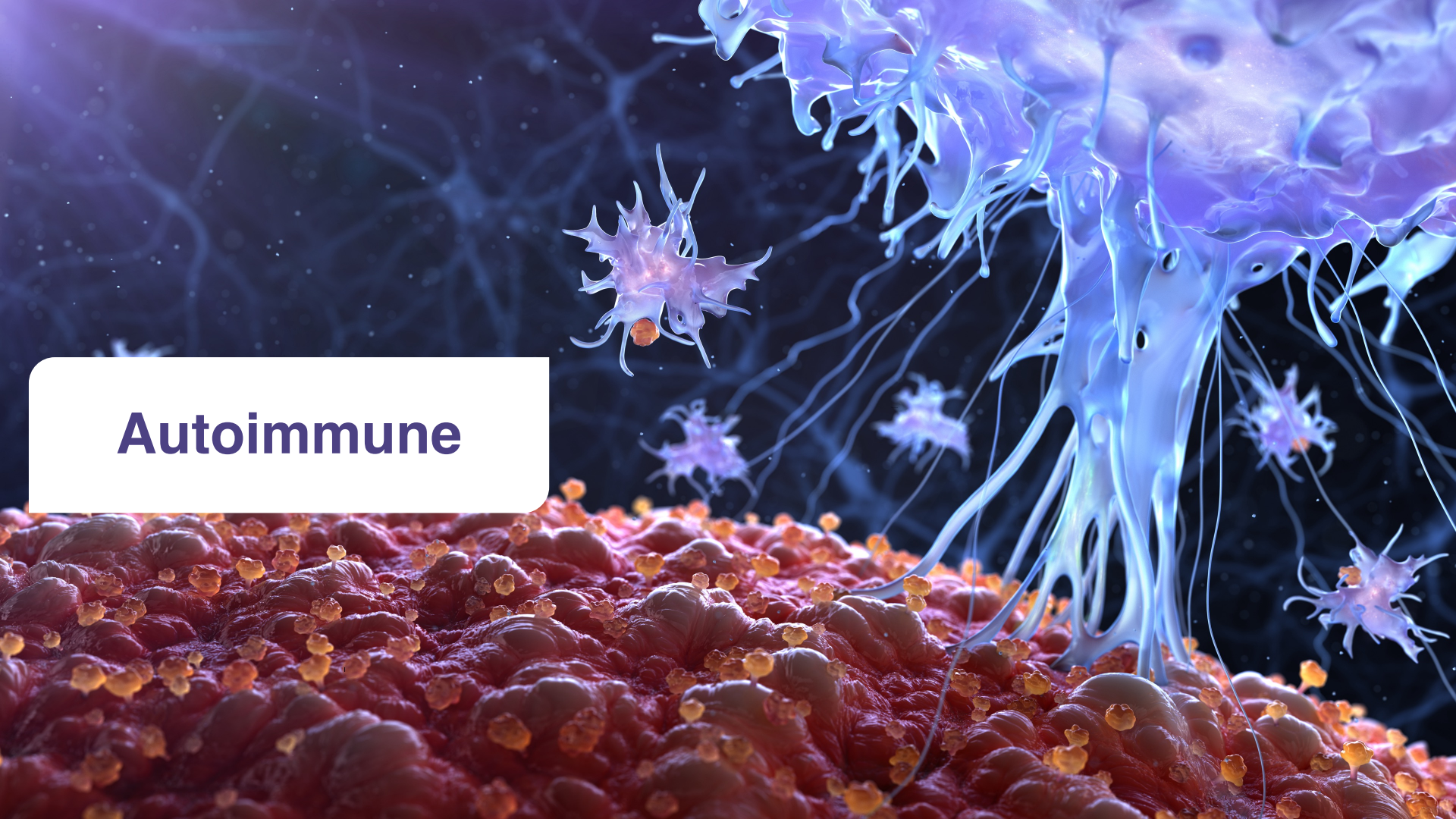
Executive Summary

slide 28

Additional Resources
ESG, patents, ownership, leadership

slides

Autoimmune





AUTOIMMUNE



Imlifidase may have relevance in several autoimmune diseases where IgG plays an important role in the pathogenesis

+100 autoimmune diseases⁹



Rapidly progressive glomerulonephritis



Neurological disorders



Skin disorders



Blood disorders

In Phase 2 trials, imlifidase was shown to cleave autoantibodies and stop disease progression in monophasic conditions

PROOF OF CONCEPT IN TWO INDICATIONS

Anti-GBM disease

1.6 in a million affected annually

Imlifidase Ph 2 results

67% of patients were dialysis independent after six months vs. the historical cohort, where **only 18%** had functioning kidney

Phase 3 ongoing

70% enrolled

Guillain-Barré Syndrome

1.7-4.3 per 100,000 annually

Imlifidase Ph 2 results

Rapid improvement across several efficacy outcome measures, as compared with previously published data

Phase 3 plans under review



AUTOIMMUNE

+100 autoimmune diseases⁹



Rapidly progressive glomerulonephritis



Neurological disorders



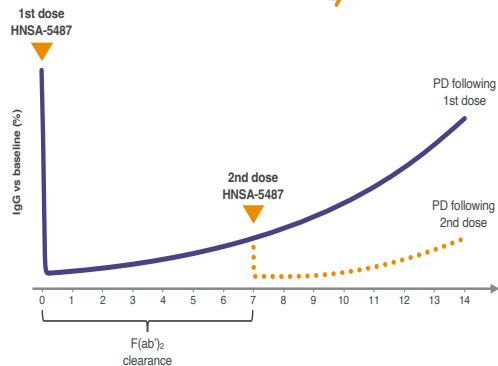
Skin disorders



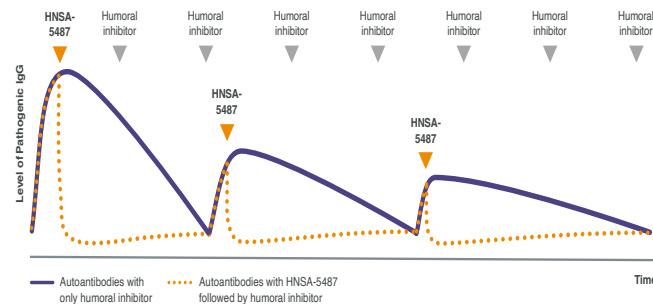
Blood disorders

HNSA-5487 has the potential to quickly remove IgG

Short interval 5487 redosing
Hypothetical model



Long interval 5487 repeat dosing
Hypothetical model



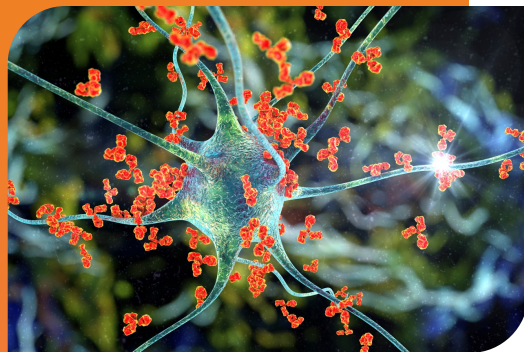
HNSA-5487 may enable expansion into acute flares in chronic conditions through redosing



Gene Therapy



GENE THERAPY



Imlifidase may enable gene therapy treatment in rare disease patients with pre-existing antibodies

AAVs

the delivery system of gene therapy²⁶⁻²⁹

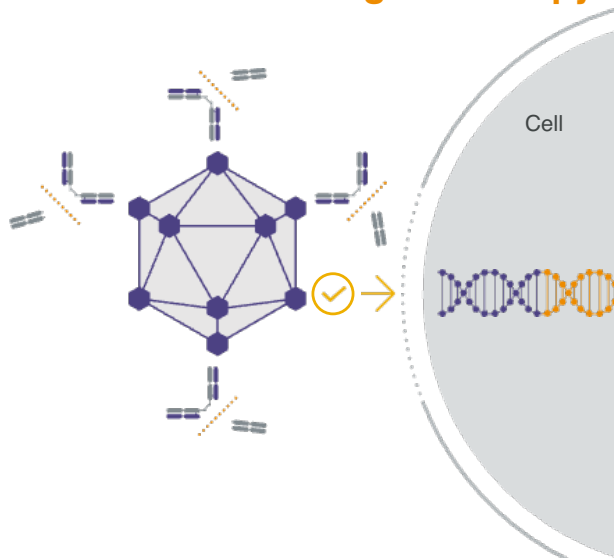
5-70%

patients considered for gene therapy have anti-AAV antibodies²⁶

Pre-existing antibodies

excludes patients from trials & treatment³⁰

Eliminate antibodies as a pre-treatment to enable gene therapy



- Significant unmet need
- Encouraging pre-clinical data
- Partnership strategy

Global partnerships with gene therapy companies



- World leader within gene therapy targeted at muscular dystrophies
- High level read out in DMD expected 2025



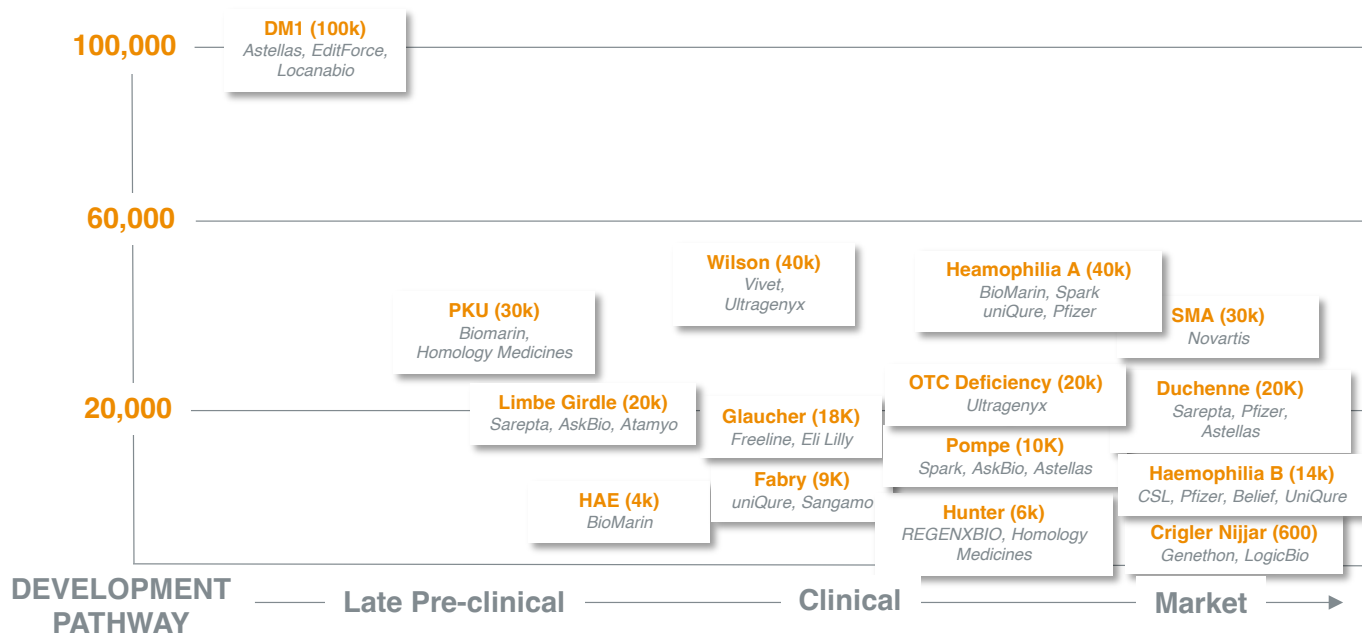
- Early innovator in gene therapy
- Encouraging Ph 1 data presented at ASGCT 2024



- A not-for-profit pioneer in gene therapies
- Preclinical work underway in Crigler Najjar syndrome

Systemic gene therapy is an emerging opportunity

PREVALENCE



ABOUT THE MARKET

- ✓ ~ **7,000** known rare monogenic diseases worldwide.³¹
- ✓ Gene therapy market poised to reach **52.4 billion USD** by 2033³²
- ✓ **1,986 gene therapies** currently under development³⁴
- ✓ AAV gene therapies show **22% revenue** contribution in 2024³¹
- ✓ US FDA plans to approve **20 new gene therapies** / year³⁵

Global exclusive agreements with leading gene therapy companies in select indications



CAPABILITIES & RESOURCES

- Early innovator in gene therapy
- Conducts pre-clinical and clinical trials (Phase 1/2)

INDICATION EXCLUSIVITY

Pompe Disease - ~ 5,000 – 10,000 patients in the US and EU.

In addition, 1 in 40,000 births (200 cases) are diagnosed yearly.



CAPABILITIES & RESOURCES

- A pioneer in the discovery and development of gene therapies
- Conducts pre-clinical and clinical trials (Phase 1/2)

INDICATION EXCLUSIVITY

Crigler-Najjar syndrome - approximate incidence is 0.6-1 case per one million people or 600 patients in Europe and the U.S



CAPABILITIES & RESOURCES

- World leader in gene therapy in muscular dystrophies
- Pre-clinical and clinical plan
- Regulatory & Promotion
- FDA approval in 2023

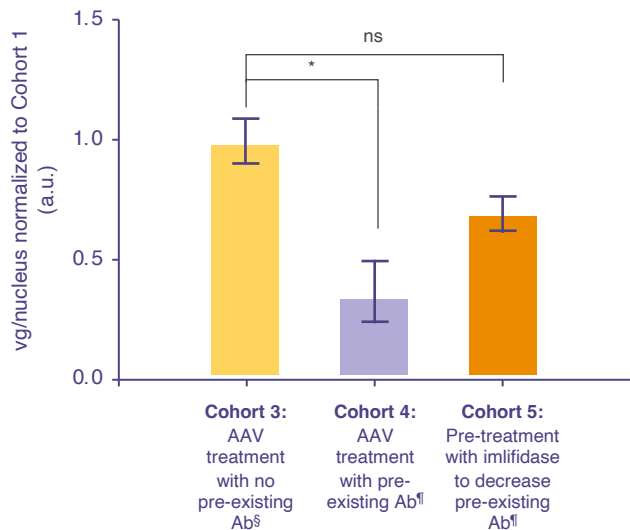
INDICATION EXCLUSIVITY

Duchenne Muscular Dystrophy (DMD) - 1/3,500 to 5,000 male births worldwide

Limb-Girdle Muscular Dystrophy - global prevalence of ~1.6 per 100k individual

Imlifidase pre-treatment decreases pre-existing antibodies and enhances transduction and transgene expression in animal models

TRANSDUCTION



Data from animal models

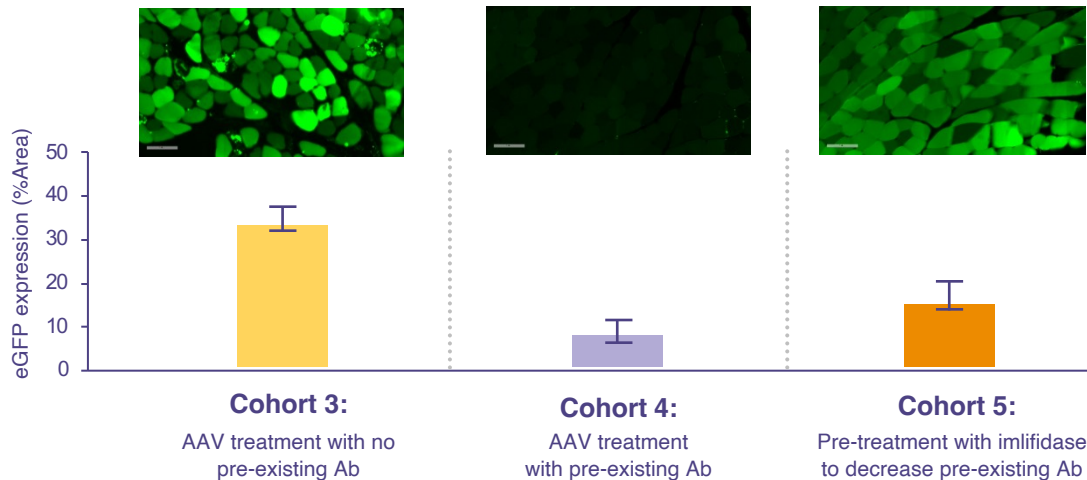
* $P < 0.05$. [†]Data are represented as mean \pm SEM and analyzed by one-way ANOVA followed by post-hoc analysis with Dunnett's multiple comparison test. [‡]Data are represented as the mean \pm SEM for the percent area for all of the muscle tissues analyzed at terminal necropsy. [§]AAVrh74 titer $\leq 1:400$. [¶]AAVrh74 titer 1:800–1:1600.

AAV, adeno-associated virus; AAVrh74, adeno-associated virus rhesus isolate serotype 74; Ab, antibody; a.u., arbitrary units; eGFP, enhanced green fluorescent protein; NHP, non-human primate; ns, not significant; vg, viral genome.

© 2024 Hansa Biopharma AB

EXPRESSION IN SKELETAL MUSCLE[†]

Expression in Skeletal Muscle[‡]

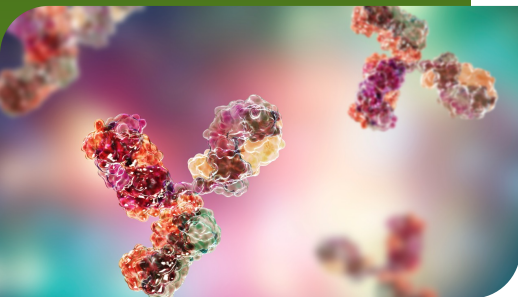


Transplantation

The background of the slide features several abstract, three-dimensional structures that resemble clusters of bubbles or cells. These structures are composed of many small, overlapping spheres in various colors including red, orange, yellow, green, and purple. They are arranged in a way that suggests movement or interaction, with some structures appearing more prominent than others. The overall effect is a vibrant, organic, and somewhat ethereal visual field.



TRANSPLANTATION



Imlifidase may enable incompatible kidney transplantation in highly sensitized patients

170k*

patients waiting for a kidney transplant⁵⁰

**In the US and EU

DSAs

Donor specific antibodies that reject organ transplantation

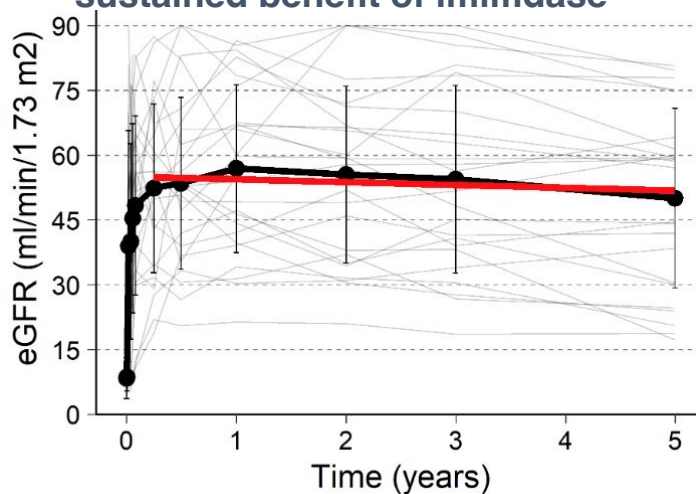
SOC

based on organ compatibility

10-15%

patients with DSAs – or highly sensitized - unlikely to be transplanted due to incompatibility⁵¹

Long term data from 17-HMedIdeS-14 study in kidney transplantation confirms sustained benefit of imlifidase^{52,53}



- 82% five-year graft survival
- 90% patient survival rate
- 50 ml/min/m2 eGFR

Conditional EU approval for desensitization in kidney transplant patients⁵⁴



Addresses the limitations of other modalities



The **first and only** approved drug to enable incompatible kidney transplants⁵⁰



Market access in **75%** of the EU transplant market

Two key studies for imlifidase

17-HMedIdeS-14 *Long-term follow-up study*

Extended pooled analysis from the 17-HMedIdeS-14 study

A long-term follow-up study of patients who have received a kidney transplant following desensitization with imlifidase.

RESULTS

- 82% graft survival
- 90% patient survival rate
- 50 ml/min/m² eGFR

Further data from extended pool
analysis expected in 2024

ConfldeS *US Ph 3 pivotal trial*

Open-label, controlled, randomized trial evaluating 12-month kidney function in highly sensitized kidney transplant patients with positive crossmatch against a deceased donor, comparing desensitization using imlifidase with standard of care

RESULTS

- **Randomization completed** (May 2024)
- **156** patients screened & enrolled
- **23** sites active and 11 sites have already dosed with imlifidase

US FDA BLA to be filed in 2H 2025

At a Glance: IDEFIRIX launch in Europe

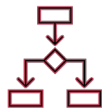
Strategic Levers



Market Access



Clinical Readiness



Organ allocation



Patient selection
and treatment

Launch Progress

IDEFIRIX was launched in 2023 as the **only desensitization strategy** for highly sensitized kidney transplant patients:

15

markets with
reimbursement
(75% of EU
transplant market)

7

Country issued
clinical guidelines

25

centers with
clinical
experience

9.3m

USD in product
sales in 2023

50

clinics IDEFIRIX
ready to treat

Scaling Globally

Transforming the desensitization treatment landscape and advance a new way of transplanting patients

1

Build the foundation

Commercialize in key markets
Ensure clinical readiness
Support patient/organ access

2

Grow internationally

Secure US approval
Go beyond core markets
Full EU authorization

3

Expand label

Living donor
Other solid organs

Solid commercial opportunity in kidney transplantation desensitization

Significant Unmet Medical Need

Inability to match or effectively desensitize patients remains a barrier for transplantation in highly sensitized patients

~170k patients are waiting for a new kidney in Europe and the U.S.

Calculated Panel Reactive Antibodies (cPRA) is a measure for HLA-sensitization

10-15% of patients are highly sensitized (cPRA > 80%)

~25k highly sensitized patients (cPRA > 80%)

~12k with cPRA > 98%

~5k with cPRA > 99.9%

idefirix
(imlifidase)

Idefirix Launch in Europe

Market size

3,000 – 4,000

Commercial progress

14

countries with market access



~75%

of transplant volume

~50

Idefirix "ready" centers

25

centers with clinical experience

17

centers with repeat usage

European launch has reached inflection point with increasing adoption across major markets

Phase 3 Nearing Completion

Market size

1,000-1,500

Phase 3 trial

May

fully randomized Phase 3 trial

2H 2025

BLA filing

24

centers involved in trial

>20%

of transplant volume

Broad clinical experience creates foundation for fast commercial uptake

Opportunities for imlifidase in transplantation beyond kidney

Lung transplantation desensitization

~3,000
annual lung
transplants in the
U.S.⁵⁵

~2,000
annual lung
transplants in
Europe^{56*}

10-15% of lung transplant recipients have some degree of pre-sensitization to allo-antigens.⁵⁷ De novo DSAs occur post transplantation in up to **55%** of all lung transplant patients.⁵⁸

Antibody-mediated rejection in lung transplantation

Up to 27%
of lung transplant
recipients

The actual incidence of lung transplantation AMR is unknown, with studies that define AMR by the ISHLT consensus definition report incidence of **up to 27% of lung transplant patients**.⁵⁸

Heart transplantation desensitization

~4,000
annual heart
transplants in the
U.S.⁵⁵

~2,000
annual heart
transplants in
Europe^{56*}

~30% of patients awaiting heart transplant have anti-HLA antibodies.⁵⁹

Antibody-mediated rejection in heart transplantation

Up to 20%
of heart transplant
recipients

AMR occurs in 10-20% of patients after heart transplant, typically, within a few months after transplant. 25% of cases occur more than one year after transplantation.⁶⁰

Table of Contents



Company Overview

strategy, science, pipeline

slides 4 – 11

Therapy Areas

autoimmune, gene therapy, transplantation

slides 13 - 26

Executive Summary

slide 28

Additional Resources

ESG, patents, ownership, leadership, references

slides 30 - 36

Hansa Biopharma has the potential to lead the way in rare immunological diseases

Commercial stage, first-in-class asset

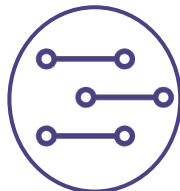


Commercial stage IgG cleaving enzyme with long-term data

Commercial-scale manufacturing supports launches

Over 200 patients treated

Validated pipeline



Paradigm shift for **kidney transplantation**

7 ongoing trials in **autoimmune and gene therapy**

Next gen enzyme could unlock **broader indication universe**

Funded into 2026



Publicly traded on **NASDAQ Stockholm**

Considering dual-listing in the **US**

Strong IP portfolio, with coverage until the 2040s

**2024
milestones**

COMPLETED
Randomization in
US ConfIdaS trial

Full data readout
in GBS Phase 2

HNSA-5487 further Ph 1
analysis and clinical
development pathway

Table of Contents



Company Overview
strategy, science, pipeline

slides 4 – 11

Therapy Areas
autoimmune, gene therapy, transplantation

slides 13 - 26

Executive Summary

slide 28

Additional Resources
*ESG, patents, ownership, leadership,
references*

slides 30 - 36

Hansa Sustainability Priorities and Approach



HEALTHY PEOPLE

Address the unmet needs of people with rare diseases by developing life-saving treatments, ensuring sustainable and equitable access to care, and putting them at the center of our business



HEALTHY BUSINESS

Be an ethical, transparent business with the highest integrity and standards driving personal accountability for all. Cultivate a culture of collaboration and innovation grounded in individual development, and benefits that drive performance in a healthy, safe work environment



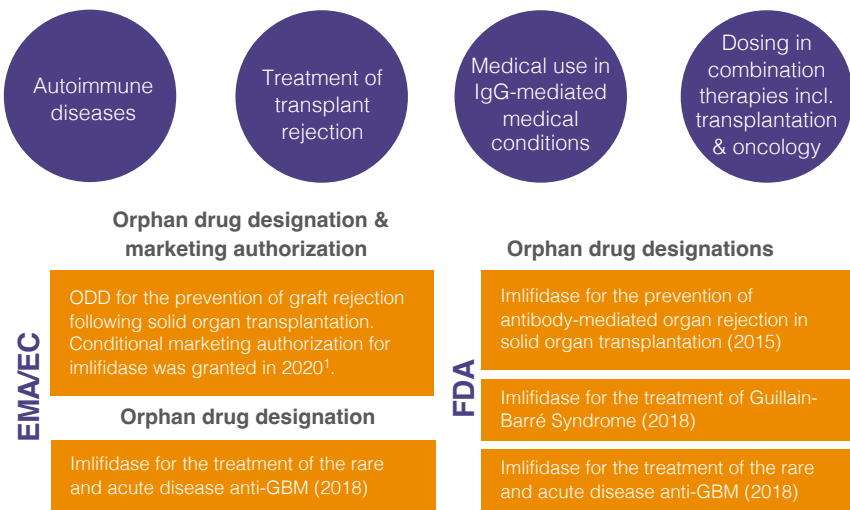
HEALTHY PLANET

Embrace sustainable decision making and environmental stewardship by becoming a default sustainable business from discovery and clinical trials, to product launches and manufacturing

Strong technology protection through patents and orphan drug designations

Imlifidase patent coverage out to 2035* in key markets

- Our lead enzyme, imlifidase, is protected by six patent families including both granted patents and pending applications and cover the use of imlifidase
- Patents cover use of imlifidase at least in:



HNSA-5487 patent coverage to at least 2041*

- Our next-generation enzyme, HNSA-5487, is protected by currently three granted/pending patent families as applicable
- Patent coverage in key markets, i.e. USA, EU, UK, JP, AU and more
- Based on a standard 20-year term, without any extensions, HNSA-5487 has patent protection until:

2041

*Excluding potential patent term extensions (PTE) and supplementary protection certificates (SPC) and data exclusivity

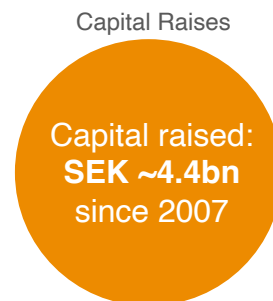
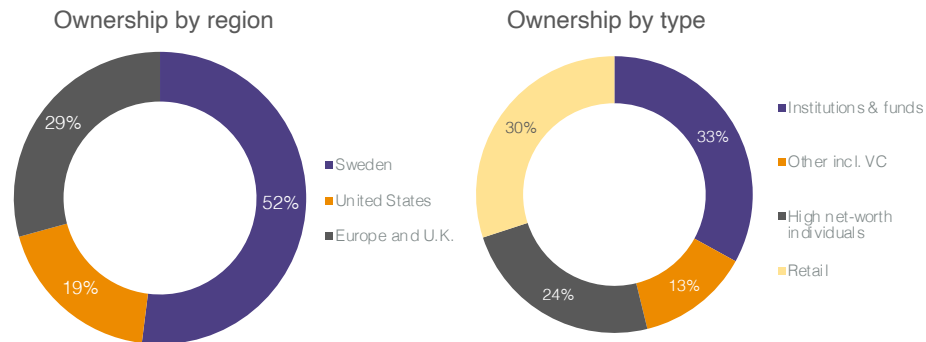
¹Idefix is indicated for desensitisation treatment of highly sensitised adult kidney transplant patients with positive crossmatch against an available deceased donor. The use of Idefix should be reserved for patients unlikely to be transplanted under the available kidney allocation system including prioritisation programmes for highly sensitised patients.

Ownership in Hansa Biopharma

Top 10 shareholders as per June 30, 2024*

Shareholder Name	No. of Shares	Ownership %
Redmile Group, LLC	13,156,700	19.4%
Braidwell, L.P.	8,247,600	12.2%
Jeansson, Theodor	2,730,000	4.0%
Hansa Biopharma AB	2,214,267	3.3%
Nexttobe AB	2,155,400	3.2%
Fjärde AP-Fonden (AP 4)	2,094,000	3.1%
Försäkrings AB Avanza Pension	1,929,985	2.8%
Olausson, Thomas	1,917,000	2.8%
Tredje AP-Fonden (AP 3)	1,389,600	2.0%
Sphera Funds Management, LTD	1,107,000	1.6%
Other	30,872,689	45.5%
Total Shares Outstanding	67,814,241	100.0%

Classification of ownership as per January 31, 2024



* Following execution of a directed share issue of SEK 372m (USD 34.6m) on April 12, 2024, the number of outstanding shares increased to 67,814,241 shares.

Experienced Board and Executive Committee

Extensive experience from the global healthcare industry



Executive Committee



Søren Tulstrup

President & CEO (2018)

+30 years in the Healthcare sector

Former CEO at Vifor Pharma

Former SVP at Shire Pharmaceuticals

Former CEO at Santaris Pharma

Shareholding: 50,347



Evan Ballantyne

SVP & CFO (2024)

+30 years in the life science sector

Former CFO at Gain Therapeutics, OncXerna Therapeutics, and Orchestra BioMed

Shareholding: 0



Matthew Shaulis

CCO & US President (2023)

+20 years in the Healthcare sector

Former SVP Global Commercial and Medical Go-To-Market model Transformation at Pfizer Inc.

Shareholding: 0



Hitto Kaufmann

Chief R&D Officer (2023)

+20 years in R&D

Former CSO at Pieris Pharmaceuticals

Former Head of Strategy and Operations at Sanofi

Shareholding: 0



Anne Säfström Lanner

SVP & CHRO (2019)

Former Head of HR European Spallation Source

Former Head of HR Cellavision

Shareholding: 7,273

Board of Directors



Peter Nicklin

Chairman (2022)

+30 years in the Healthcare sector

Chairman of Tunstall Healthcare, Sciensus & Versantis

Held senior executive roles at Baxter, Bayer, Novartis & Bristol-Myers Squibb

Shareholding: 15,500



Anders Gersel Pedersen

Board Member (2018)

+30 years in the Healthcare sector

Former EVP R&D H.Lundbeck

Chairman of Scientific Committee

Shareholding: 2,500



Mats Blom

Board Member (2019)

CFO of NorthSea Therapeutics

Former CFO Zealand Pharma

Member of Audit Committee

Shareholding: 1,000



Hilary Malone

Board Member (2021)

COO at Valo Health (US).

Former Chief Regulatory Officer & Head of Global Regulatory Affairs at Sanofi (2013-2019)

Former SVP & Head of Worldwide Regulatory Strategy at Pfizer (2009-2011)

Chair of US Committee

Shareholding: 0



Eva Nilsagård

Board Member (2019)

Board member of several companies, e.g. Addlife, Bufab, Inras, Xbrane

Former CFO of Vitrolife and Plasta

Chair of Audit Committee

Shareholding: 3,000



Jonas Wikström

Board Member (2024)

Founder/CEO of WR Capital

Former fund manager at Catella Fondförvaltning.

Member of Remuneration Committee

Shareholding: 361,301

Florian Reinaud

Board Member (2024)

Managing Director, Redmile

Member of Remuneration Committee

Shareholding: 0

References

1. European Medicines Agency. Idefirix® summary of product characteristics. Available at: https://www.ema.europa.eu/en/documents/product-information/idefixir-epar-product-information_en.pdf
2. Kjellman C et al. Am J Transplantation 2021 Dec;21(12):3907-3918.
3. Trial NCT03611621
4. Winstedt et al. (2015) PLOS ONE 10(7)
5. Lorient et al., American Journal of Transplantation and 03+04 studies (Jordan et al., New England Journal of Medicine)
6. Idefirix Summary of Product Characteristics. https://www.ema.europa.eu/en/documents/product-information/idefixir-epar-product-information_en.pdf. Accessed June 2024.
7. Reverberi R, Reverberi L. Removal kinetics of therapeutic apheresis. Blood Transfus. 2007 Jul;5(3):164-74. doi: 10.2450/2007.0032-07. PMID: 19204770; PMCID: PMC2535895.
8. Hans-Hartmut Peter, MD, a Hans D. Ochs, MD, b, c Charlotte Cunningham-Rundles, MD, PhD, d Donald C. Vinh, MD, e, f Peter Kiessling, PhD, g Bernhard Greve, MD, g and Stephen Jolles, MD, PhD, h Freiburg and Monheim-am-Rhein, Germany; Seattle, Wash; New York, NY; Montreal, Quebec, Canada; and Cardiff, United Kingdom. Targeting FcRn for immunomodulation: Benefit, risks and practical considerations. Journal of Allergy and Clinical Immunology. 2020 September;479-9. <https://www.jacionline.org/article/S0091-6749%2820%2931037-X/pdf>. Accessed June 2024.
9. "List of Autoimmune Diseases". Autoimmune Registry Inc. <https://www.autoimmuneregistry.org/autoimmune-diseases>. Accessed June 4, 2024
10. Hellmark et al. J Autoimmun. 2014 Feb-Mar;48-49:108-1
11. Anti-GBM Disease. What is Anti-Glomerular Basement Membrane Disease (also known as Goodpasture's Syndrome)? <https://unckidneycenter.org/kidneyhealthlibrary/glomerular-disease/anti-ghm-disease/>. Accessed June 4, 2024
12. Hellmark et al. J Autoimmun. 2014 Feb-Mar;48-49:108-12
13. Sánchez-Agosta M, et al. Front. Med (2022). 9:889185. doi: 10.3389/fmed.2022.889185
14. McGrogan A, et al. *Neuroepidemiology*. 2009; 32(2):150-63
15. Guillain Barre Syndrom. [https://www.who.int/news-room/fact-sheets/detail/guillain-barr%C3%A9-syndrome#:~:text=Guillain%2DBarr%C3%A9%20syndrome%20\(GBS\),cases%20of%20Guillain%2DBarr%C3%A9%20syndrome](https://www.who.int/news-room/fact-sheets/detail/guillain-barr%C3%A9-syndrome#:~:text=Guillain%2DBarr%C3%A9%20syndrome%20(GBS),cases%20of%20Guillain%2DBarr%C3%A9%20syndrome). Accessed June 4, 2024
16. Fletcher D, et al. Neurology. 2000 27;54(12):2311-5
17. Van Doorn P. Presse Med. 2013;42(6 Pt 2):e193-201
18. A study of imifidase in patients with Guillain Barre Syndrome. <https://www.clinicaltrials.gov/study/NCT03943589>. Accessed June 4, 2024.
19. Orphan Drug Designations. <https://www.accessdata.fda.gov/scripts/opdlisting/oodp/detailedIndex.cfm?cfgridkey=6238>. Accessed June 4 2024
20. The progress of the disease results in end stage kidney disease in 25 percent of patients
21. Falk RJ, Jennette JC. The New England journal of medicine. 1988;318(25):1651-7
22. Berti A, et al. Arthritis Rheum atol. 2017;69.
23. Rathmann J, et al. RMD Open. 2023;9:e002949.
24. Booth AD, et al. American journal of kidney diseases. 2003;41(4):776-84.
25. Samman KN, Ross C, Pagnoux C, Makhzoum JP. Update in the Management of ANCA-Associated Vasculitis: Recent Developments and Future Perspectives. Int J Rheumatol. 2021 Apr 8;2021:5534851. doi: 10.1155/2021/5534851. PMID: 33927768; PMCID: PMC8049818.
26. Boutin S, et al. Prevalence of serum IgG and neutralizing factors against adeno-associated virus (AAV) types 1, 2, 5, 6, 8, and 9 in the healthy population: implications for gene therapy using AAV vectors. Hum Gene Ther. 2010 Jun;21(6):704-12. doi: 10.1089/hum.2009.182. PMID: 20095819.
27. Griffin JM, et al. Astrocyte-selective AAV gene therapy through the endogenous GFAP promoter results in robust transduction in the rat spinal cord following injury. Gene Ther. 2019 May;26(5):198-210. doi: 10.1038/s41434-019-0075-6. Epub 2019 Apr 8. PMID: 30962538; PMCID: PMC6760677.
28. Calcedo R, Wilson JM. Humoral Immune Response to AAV. Front Immunol. 2013 Oct 18;4:341. doi: 10.3389/fimmu.2013.00341. PMID: 24151496; PMCID: PMC3799231.
29. Lundstrom K. Viral Vectors in Gene Therapy: Where Do We Stand in 2023? Viruses. 2023 Mar 7;15(3):698. doi: 10.3390/v15030698. PMID: 36992407; PMCID: PMC10059137.
30. Mendell JR, Connolly AM, Lehman KJ, Griffin DA, Khan SZ, Dharia SD, Quintana-Gallardo L, Rodino-Klapac LR. Testing preexisting antibodies prior to AAV gene transfer therapy: rationale, lessons and future considerations. Mol Ther Methods Clin Dev. 2022 Feb 26;25:74-83. doi: 10.1016/j.omtm.2022.02.011. PMID: 35356756; PMCID: PMC8933338.
31. Boycott K.M, et al. Nature Reviews Genetics. 2013;14(10):681-691

References

32. Biospace [https://www.biospace.com/article/releases/gene-therapy-market-size-poised-to-surge-usd-52-40-billion-by-2033/#:~:text=The%20global%20gene%20therapy%20market,period%20\(2024%2D2033\)](https://www.biospace.com/article/releases/gene-therapy-market-size-poised-to-surge-usd-52-40-billion-by-2033/#:~:text=The%20global%20gene%20therapy%20market,period%20(2024%2D2033).). Accessed June 4, 2024.
33. Pharmaprojects| Informa, April 2022. <https://www.asgct.org/global/documents/asgct-pharma-intelligence-q1-2022-report.aspx>. Accessed June 4, 2024.
34. Grand View Research, Gene Therapy Market Size, Share & Trend Analysis Report By Indication (Acute Lymphoblastic Leukemia, Large B-cell Lymphoma), By Vector Type (Lentivirus), By Route of Administration, By Region, And Segment Forecasts, 2024 – 2030. <https://www.grandviewresearch.com/industry-analysis/gene-therapy-market>
35. Statement from FDA Commissioner Scott Gottlieb, M.D. and Peter Marks, M.D., Ph.D., Director of the Center for Biologics Evaluation and Research on new policies to advance development of safe and effective cell and gene therapies. <https://www.fda.gov/news-events/press-announcements/statement-fda-commissioner-scott-gottlieb-md-and-peter-marks-md-phd-director-center-biologics>. Accessed June 4, 2024
36. Rarediseases.org, <https://rarediseases.org/rare-diseases/dystrophy-myotonic/> [Accessed 2023-06-28]
37. Medlineplus.gov, <https://medlineplus.gov/genetics/condition/gaucher-disease/#frequency> Accessed 2023-06-20
38. Sandahl TD, Laursen TL, Munk DE, Vilstrup H, Weiss KH, Ott P. The Prevalence of Wilson's Disease: An Update. *Hepatology*. 2020 Feb;71(2):722-732. doi: 10.1002/hep.30911. Epub 2020 Jan 31. PMID: 31449670.
39. Ghazi A, Grant JA. Hereditary angioedema: epidemiology, management, and role of icatibant. *Biologics*. 2013;7:103-13. doi:2147/BTT.S27566. Epub 2013 May 3. PMID: 23662043; PMCID: PMC3647445
40. Hillert A, et. al The Genetic Landscape and Epidemiology of Phenylketonuria. *Am J Hum Genet*. 2020 Aug 6;107(2):234-250. doi: 10.1016/j.ajhg.2020.06.006. Epub 2020 Jul 14. PMID: 32668217; PMCID: PMC7413859
41. Medlineplus.gov, <https://medlineplus.gov/genetics/condition/fabry-disease/#frequency>, Accessed: 2023-07-12.
42. Liang, WC., Jong, YJ., Wang, CH. et al. Clinical, pathological, imaging, and genetic characterization in a Taiwanese cohort with limb-girdle muscular dystrophy. *Orphanet J Rare Dis* 15, 160 (2020). <https://doi.org/10.1186/s13023-020-01445-1>
43. Rarediseases.org, <https://rarediseases.org/rare-diseases/pompe-disease/> [Accessed 2023-07-12]
44. Genethon.com, <https://www.genethon.com/our-pipeline/crigler-najjar-syndrome/> [Accessed 2023-06-15]
45. Gajula P, Ramalingam K, Bhadrashetty D. A rare case of mucopolysaccharidosis: Hunter syndrome. *J Nat Sci Biol Med*. 2012 Jan;3(1):97-100. doi: 10.4103/0976-9668.95984
46. Rarediseases.org, <https://rarediseases.org/rare-diseases/ornithine-transcarbamylase-deficiency/> [Accessed 2023-07-12]
47. Crisafulli S. et. Al. Global epidemiology of Duchenne muscular dystrophy: an updated systematic review and meta-analysis. *Orphanet J Rare Dis*. 2020 Jun 5;15(1):141. doi: 10.1186/s13023-020-01430-8. PMID: 32503598; PMCID: PMC7275323.
48. GlobalData. Accessed 2023-12-15.
49. Verhaart, I.E.C., Robertson, A., Wilson, I.J. et al. Prevalence, incidence and carrier frequency of 5q-linked spinal muscular atrophy – a literature review. *Orphanet J Rare Dis* 12, 124 (2017). <https://doi.org/10.1186/s13023-017-0671-8>
50. Burns T, Fernandez R, Stephens M. The experiences of adults who are on dialysis and waiting for a renal transplant from a deceased donor: a systematic review. *JBIS Database System Rev Implement Rep*. 2015 Mar 12;13(2):169-211. doi: 10.1112/jbisr-2015-1973. PMID: 26447040.
51. Organ Procurement and Transplantation Network (OPTN) and Scientific Registry of Transplant Recipients (SRTR). *OPTN/SRTR 2022 Annual Data Report*. U.S. Department of Health and Human Services, Health Resources and Services Administration; 2024. Accessed June 4, 2024.
52. Kjellman C et al. *Am J Transplantation* 2021 Dec;21(12):3907-3918.
53. Trial NCT03611621
54. European Medicines Agency. Idefixir® summary of product characteristics. 55. Available at: https://www.ema.europa.eu/en/documents/product-information/idefixir-epar-product-information_en.pdf
55. OPTN National Data, <https://optn.transplant.hrsa.gov/data/view-data-reports/national-data/>
56. Global Observatory on Donation and Transplantation, <https://www.transplant-observatory.org/> [Accessed 2024-01-07]
57. Appel JZ 3rd, Hartwig MG, Davis RD, Reinsmoen NL. Utility of peritransplant and rescue intravenous immunoglobulin and extracorporeal immunoadsorption in lung transplant recipients sensitized to HLA antigens. *Hum Immunol*. 2005;66:378–86.
58. Levine DJ, Gianville AR, Abouyou C, et al. Antibody-mediated rejection of the lung: a consensus report of the International Society for Heart and Lung Transplantation. *J Heart Lung Transplant*. 2016;35:397–406.
59. Roux A, Bendib Le Lan I, Holifanjaniana S, et al. Antibody-mediated rejection in lung transplantation: clinical outcomes and donor-specific antibody characteristics. *Am J Transplant*. 2016;16:1216–28.
60. Post-Transplant Outcome of the Highly Sensitized Patient Awaiting Heart Transplant Treated with Desensitization. Kobashigawa, J.A. et al. *The Journal of Heart and Lung Transplantation*, Volume 40, Issue 4, S44.
61. Chih S, Chruscinski A, Ross HJ, Tinckam K, Butany J, Rao V. Antibody-mediated rejection: an evolving entity in heart transplantation. *J Transplant*. 2012;2012:210210. doi: 10.1155/2012/210210. Epub 2012 Mar 26. PMID: 22545200; PMCID: PMC3321610.

